


# Products Catalogue



**CIVIL  
FIXATION  
SYSTEM**



**HARMONY<sup>®</sup>**  
SUPPLIER

QUALITY  
EMPOWERS  
YOU.

# ABOUT HARMONY

---

## 0.1

---

Harmony Group is the national market leader in several sheet metal products and successfully develops new types of applications for sheet metal that can be used in various fields. The privately owned company based in Giza, Egypt, develops and manufactures high specialized products for different home appliances products.

The Factory is located in the 3rd industrial zone, 6th of October, Giza, Egypt. Harmony's facility covers a manufacturing area of 2000 m<sup>2</sup> where more than 250 hard working employee get the work done. Combining decades of technical experience with modern management. Harmony is constantly expanding its business.

# CERTIFICATION

CERTIFICATES

## ISO 9001:2015



# ISO 14001:2015



Scan this QR Code with smartphone to verify the certificate

## CERTIFICATE OF REGISTRATION



This is to certify that:

**HARMONY**  
(ALAA OSAMA MAHMOUD AND HIS PARTNERS)

---

PLOT 230, THIRD INDUSTRIAL ZONE,  
6TH OF OCTOBER, GIZA - EGYPT

Additional Site:  
1, NEW MARWA BUILDING, AHMED TAYSEER STREET,  
NASR CITY, EGYPT

*the management system of the above organisation has been assessed and found to comply with the requirements of the management system standards detailed below*

---

**STANDARD**

### ISO 14001:2015

Environmental Management System

---

**Certification Scope**

Manufacturing of All Steel and Construction and Supports for Pipes and Process Components Products and Sheet Metal Fabrication.  
Design, Supply, Installation, Testing, Commissioning & After Sales Service of All Types of HVAC (Heating, Ventilation and Air-Conditioning) Systems.  
Design, Supply, Installation, Testing & Commissioning of All Types of Fire-Fighting Systems.

---

**Certification Calendar**

<b>Certificate Number</b> IAS2612144669	<b>Date of Registration</b> 26-Dec-2022	<b>Validity</b> **Validity of this certificate is subject to successful and timely completion of the annual surveillance audit.
<b>Client ID</b> HA2086	<b>Valid From</b> 26-Dec-2022	<b>Note<sup>1</sup></b> : Certification cycle expiry date of this certificate is - 25-Dec-2025.
<b>Revision No.</b> 00	<b>Valid Until</b> 25-Dec-2023	<b>Note<sup>2</sup></b> : Surveillance 01 will be due in the month of Nov-2023 and Surveillance 02 will be due in the month of Nov-2024.

\*\*This certificate remains the property of SAGACI and shall have to be returned back when it has ceased to be valid, for whatsoever reason.  
\*Information about this certificate can be inquired at the official website of certification ([www.sagaciert.com](http://www.sagaciert.com))



Authorized Signatory





ACCREDITED  
Management System  
Certification Body  
ISO/IEC

**SAGACI CERTIFICATIONS PRIVATE LIMITED**  
[www.sagaciert.com](http://www.sagaciert.com)

This certificate has been issued by Sagar Certifications Pvt. Ltd., B-1, 3, Block 3, Sector 17, Gurgaon, Haryana, India. It is valid only for the scope of certification as stated in the certificate. This will be renewed regularly by SAGACI. The use of ISO accreditation mark indicates accreditation in respect of those activities covered by the accreditation certificate. Further clarification regarding the scope of this certificate and verification of the certificate is available through SAGACI or [www.sagaciert.com](http://www.sagaciert.com).  
Phone: 011-43692111, Email: [info@sagaciert.com](mailto:info@sagaciert.com), Web: [www.sagaciert.com](http://www.sagaciert.com)

# ISO 45001:2018



Scan this QR Code with smartphone to verify the certificate

## CERTIFICATE OF REGISTRATION



This is to certify that:

**HARMONY**  
(ALAA OSAMA MAHMOUD AND HIS PARTNERS)

---

PLOT 230, THIRD INDUSTRIAL ZONE,  
6TH OF OCTOBER, GIZA - EGYPT

Additional Site:  
1, NEW MARWA BUILDING, AHMED TAYSEER STREET,  
NASR CITY, EGYPT

*the management system of the above organisation has been assessed and found to comply with the requirements of the management system standards detailed below*

---

**STANDARD**

### ISO 45001:2018

Occupational Health & Safety Management System

---

**Certification Scope**

Manufacturing of All Steel and Construction and Supports for Pipes and Process Components Products and Sheet Metal Fabrication.  
Design, Supply, Installation, Testing, Commissioning & After Sales Service of All Types of HVAC (Heating, Ventilation and Air-Conditioning) Systems.  
Design, Supply, Installation, Testing & Commissioning of All Types of Fire-Fighting Systems.

---

**Certification Calendar**

<b>Certificate Number</b> IAS2612454470	<b>Date of Registration</b> 26-Dec-2022	<b>Validity</b> **Validity of this certificate is subject to successful and timely completion of the annual surveillance audit.
<b>Client ID</b> HA2086	<b>Valid From</b> 26-Dec-2022	<b>Note<sup>1</sup></b> : Certification cycle expiry date of this certificate is - 25-Dec-2025.
<b>Revision No.</b> 00	<b>Valid Until</b> 25-Dec-2023	<b>Note<sup>2</sup></b> : Surveillance 01 will be due in the month of Nov-2023 and Surveillance 02 will be due in the month of Nov-2024.

\*\*This certificate remains the property of SAGACI and shall have to be returned back when it has ceased to be valid, for whatsoever reason.  
\*Information about this certificate can be inquired at the official website of certification ([www.sagaciert.com](http://www.sagaciert.com))



Authorized Signatory





ACCREDITED  
Management System  
Certification Body  
ISO/IEC

**SAGACI CERTIFICATIONS PRIVATE LIMITED**  
[www.sagaciert.com](http://www.sagaciert.com)

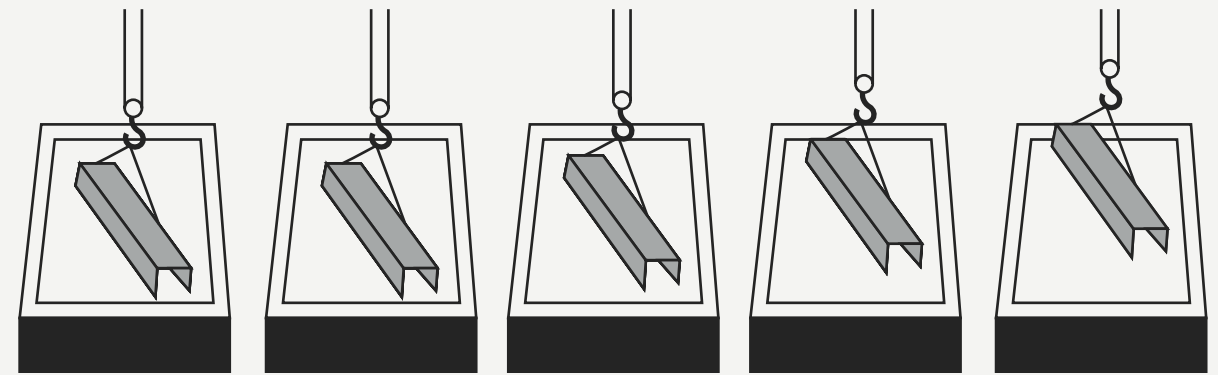
This certificate has been issued by Sagar Certifications Pvt. Ltd., B-1, 3, Block 3, Sector 17, Gurgaon, Haryana, India. It is valid only for the scope of certification as stated in the certificate. This will be renewed regularly by SAGACI. The use of ISO accreditation mark indicates accreditation in respect of those activities covered by the accreditation certificate. Further clarification regarding the scope of this certificate and verification of the certificate is available through SAGACI or [www.sagaciert.com](http://www.sagaciert.com).  
Phone: 011-43692111, Email: [info@sagaciert.com](mailto:info@sagaciert.com), Web: [www.sagaciert.com](http://www.sagaciert.com)

# Galvanization Methodology.

Hot-dip galvanizing is the process of immersing iron or steel in a bath of molten zinc to produce a corrosion resistant, multi-layered coating of zinc-iron alloy and zinc metal. While the steel is immersed in the zinc, a metallurgical reaction occurs between the iron in the steel and the molten zinc. This reaction is a diffusion process, so the coating forms perpendicular to all surfaces creating a uniform thickness throughout the part.

FIRST STEP

## SURFACE PREPARATION



Caustic Cleaning

Rinsing

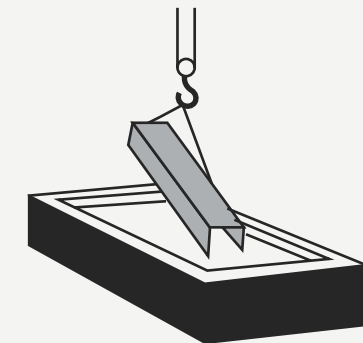
Pickling

Rinsing

Flux Solution

SECOND STEP

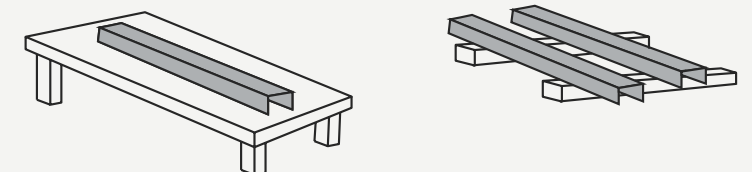
## GALVANIZING Molten Zinc Bath



FINAL STEP

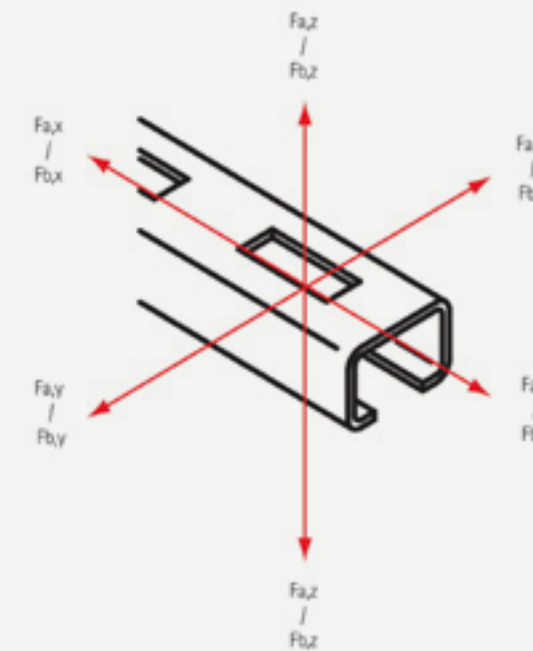
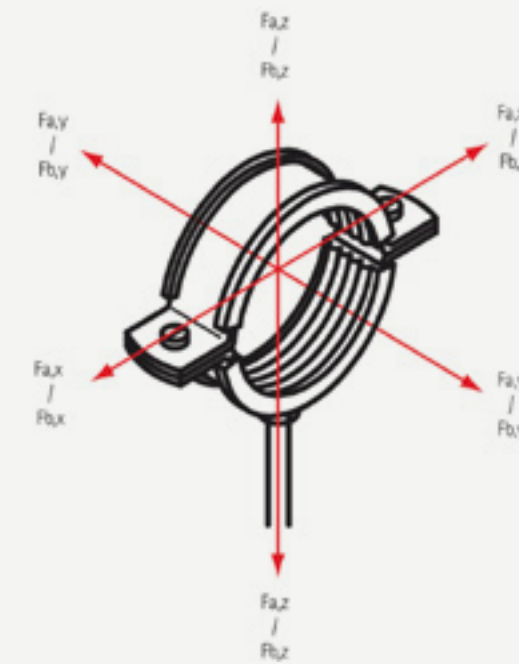
## INSPECTION

Cooling and  
Quality Assurance



# Maximum Allowed Load.

From most of our products a maximum allowed load is included in the article tables. Stand values are determined by the measuring method described in the testing prescriptions RAL-GZ 655, which is set up by the 'Gütegemeinschaft Rohrbefestigung!'. If the product is provided with the 'RAL-Gütezeichen', the test results are checked by an independent testing institute.



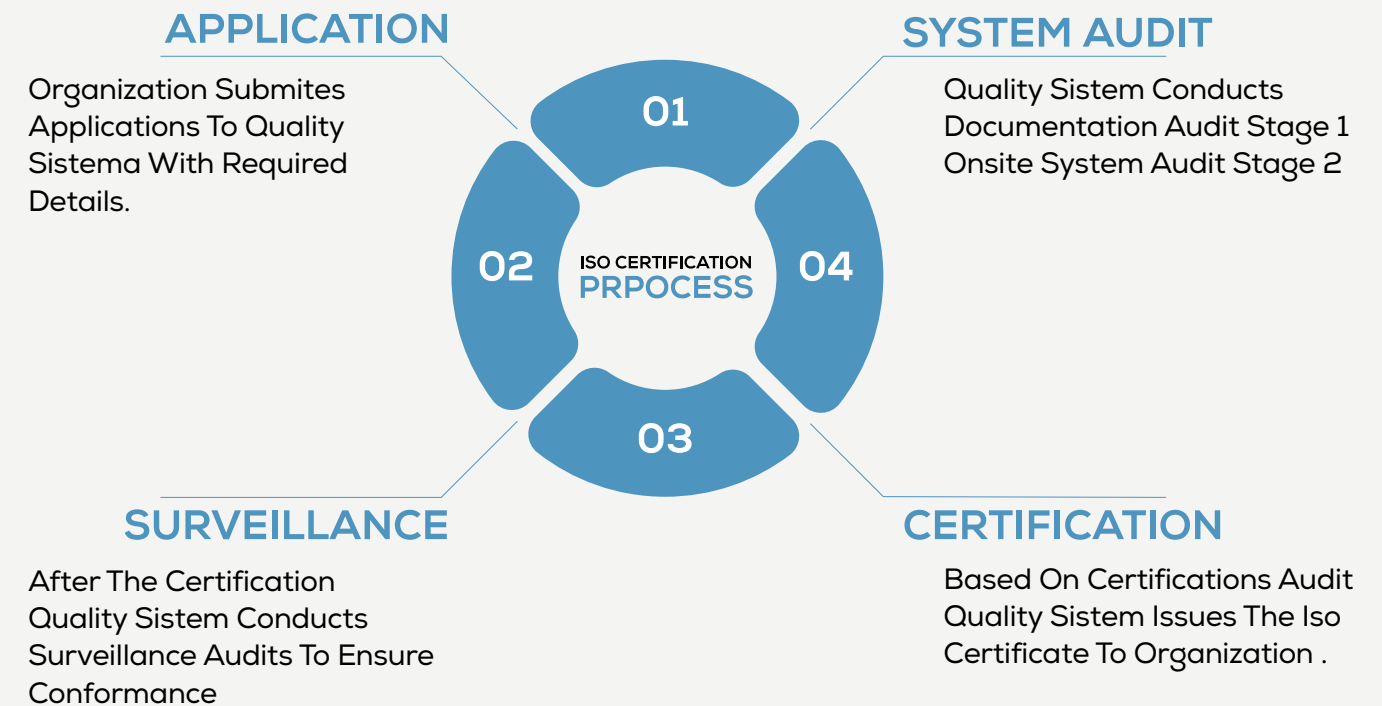
## Force Directions (F) x, y, and z (at 20°C)

F<sub>a</sub> = Maximum Allowe Load  
 F<sub>b</sub> = Breaking Load  
 For plastic clamps the breaking load is included.

# Commitment To Quality

Our commitment to quality is clearly revealed in the way we do our business; our processes, our close interaction with our clients as well By delivering superior products tailored to the specific construction needs, ambitious solutions, and an outstanding as the strict product inspection procedures.

To achieve this, we have implemented quality systems & processes that are continually being improved to satisfy our customer's needs



# CIVIL FIXATION SYSTEM

## 1.0

## Civil Fixation System

### 1.1

#### BIS Rapid Rail-Fixing System

5.1.1 RapidRail Fixing System

PAGE 107



### 1.2

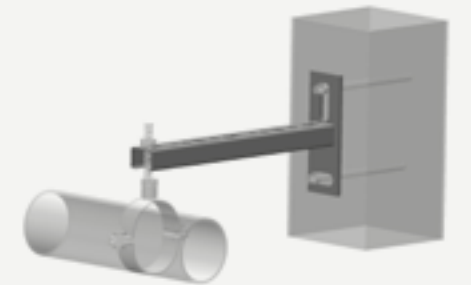
#### BIS Cantiliver Arm & Wall Plates

5.2.1 BIS RapidRail Cantiliver

5.2.2 BIS RapidRail Wall Plates

5.2.3 BIS Rail Props

PAGE 109



### 1.3

#### Rail Accessories For Pipe Fixing

5.3.1 BIS Double SlideNut

5.3.2 BIS Washer Flat (BUP1000)

5.3.3 BIS Washer Flat

5.3.4 BIS Washer Flat

PAGE 115



**1.4**

**BIS RapidRail Connecto**

- 5.4.1 BIS RapidRail Connector 90
- 5.4.2 BIS RapidRail Connector 135
- 5.4.3 BIS Rail Connector + Slide Nuts
- 5.4.4 BIS Rail Connector



PAGE 123

**1.5**

**Beam Clamp**

- 5.5.1 BIS RapidRail Beam Clamp
- 5.5.2 BIS RapidRail Beam Clamp

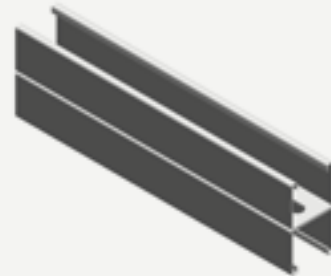


PAGE 147

**1.6**

**BIS Fixing Rails**

- 5.6.1 BIS RapidStrut Fixing Rail (pg)
- 5.6.2 Support Channel
- 5.6.3 BIS RapidStrut Fixing Rail Double (pg)
- 5.6.4 BIS RapidStrut Fixing Rail Double (hdg)

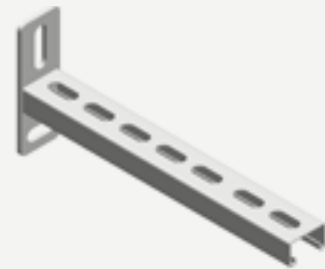


PAGE 151

**1.7**

**BIS Cantiliver Arms**

- 5.7.1 BIS RapidStrut Cantiliver Arm (BUP1000)
- 5.7.2 BIS RapidStrut Cantiliver Arm 41Dx41D (BUP1000)



PAGE 159

**1.8**

**BIS Wall Plates**

- 5.8.1 BIS RapidStrut Wall Plate (BUP1000)
- 5.8.2 BIS RapidStrut Wall Plate (zp)
- 5.8.4 BIS Strut Wall Plate
- 5.8.5 BIS Strut Wall Plate (Heavy)
- 5.8.6 BIS Strut Wall Plate (Hinged) (BUP1000)
- 5.8.7 BIS Strut Wall Plate (BUP1000)



PAGE 163

**1.9**

**BIS Rail Props and Brackets**

- 5.9.1 BIS Rail Props (BUP1000)
- 5.9.2 BIS Strut Rail Props
- 5.9.3 BIS Rail Prop (ZP)
- 5.9.4 BIS Strut Floor Bracket (41/82)




PAGE 175

**1.10**

**BIS Rail Accessories For Pipe Fixing**

- 5.10.1 BIS RapidStrut Square Slide Nut
- 5.10.2 BIS Strut Tee-Bolt 'U'(BUP1000)
- 5.10.3 BIS Strut Washers 'U'-Shaped (BUP1000)
- 5.10.4 BIS Strut Washers 'U'-Shaped

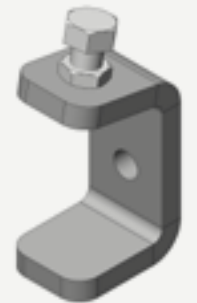


PAGE 183

**1.11**

**BIS Sturt Beam Clamps**

- 5.6.1 BIS Sturt Beam Clamps



PAGE 191

**1.12**

**BIS RapidStrut Cross Connectors**

- 5.12.1 BIS RapidStrut Cross Connectors G2 (BUP 1000 )



PAGE 193

**1.13**

**BIS RapidStrut Cross Connectors**

- 5.13.1 BIS RapidStrut Cross Connectors



PAGE 201

## 1.14

### BIS Strut Clamps With Lining

5.14.1 BIS RapidRail Connector



PAGE 203

## 1.15

### BIS Strut Clamps

5.15.1 BIS RapidRail Beam Clamp



PAGE 205

## 1.16


### BIS Rail Connectors

- 5.16.1 BIS RapidStrut Rail G2 Connectors 90 (BUP 1000)
- 5.16.2 BIS RapidStrut Rail Connectors 90
- 5.16.3 BIS Strut Connectors (90) (-1,-2,-3)
- 5.16.4 BIS Strut Connectors (-1,-2)
- 5.16.5 BIS Strut Connector (120,135,150)
- 5.16.6 BIS Strut Connector (30,45,60)
- 5.16.7 BIS RapidStrut Rail Connectors-(G2)
- 5.16.8 BIS RapidStrut Rail Connectors
- 5.16.9 BIS Rectangular Connectors
- 5.16.10 BIS RapidStrut Rail Connectors U-Shaped
- 5.16.11 BIS RapidStrut Rail T&X Connector G2 (BUP1000)
- 5.16.12 BIS Strut T&X Connector
- 5.16.13 BIS Strut T Connector 135,90
- 5.16.14 BIS Strut Z Connector



PAGE 207

# BIS RapidRail Fixing System



## FEATURES & BENEFITS

C-profile for a quick and easy fixing

With continuous perforation (on request without perforation)

Dist. between rail end & first hole is equal

Unique perforation on rail WM15, WM30 and rail WM35 allows for hanging on both sides

A continuous graduated centimeter scale on one side

Material: steel 1.0242

Yield strength 240 N/mm<sup>2</sup>

Pre-galvanized

Information about max. allowed load (Fa, z) check loading tables.



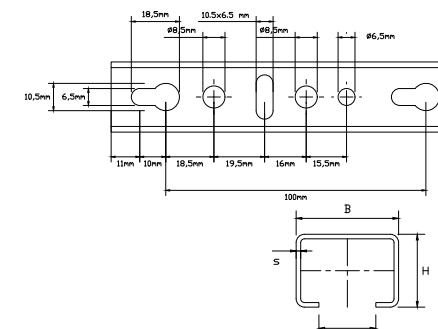
Part No.	Type	L	B	H	s	S	RAL	BndS	BndL
			(mm)	(mm)	(mm)	(mm)			
650 5 000WMO		2 m	27	18	1,20	15	RAL1	20	400
650 5 600WMO		6 m	27	18	1,20	15	RAL1	60	1,200

Type	Weight (Kg/m)	Moment of Inertia cm <sup>4</sup>			Section modulus cm <sup>3</sup>
		Iy	Iz	Wy	Wz
WMO	0,57	0,28	0,91	0,30	0,67

Technical Details BIS Rapid Rail  
System BIS Rapid Rail - Table of Rail Section Properties


The Values of fixing Rail in Stainless Steel are higher than those mentioned above.  
See Rail Load Tables for Safe Working Loads.

Perforation pattern for fixing to ceiling or Wall. Distance between Rail end and first hole is always equal.



Hot Dip Galvanized, Stainless Steel, and Electrical Option available on request.  
With connection nut M8/M10, M10/M12 available on request.  
With M6 Side Nuts available on request.

# BIS RapidRail Cantiliver Arms(BUP1000)



## FEATURES & BENEFITS

Wall plate with welded C-profile

Perfectly suitable for hanging to the ceiling

Slots at 90° to each other to simplify fixing

CO2 welded - Material: steel

Unique perforation on rail WM15, WM30 and rail WM35 allows for hanging on both sides

Allowed load (Fa, z) check loading tables

A continuous graduated centimeter scale on one side

Product is part of the BIS Ultra Protect® 1000 system

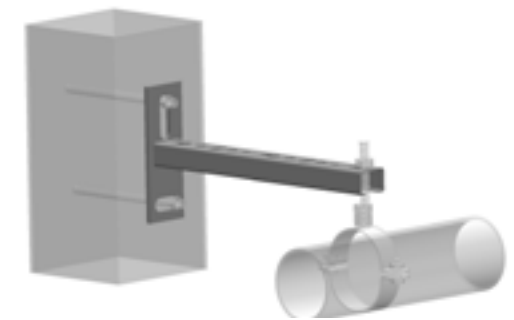
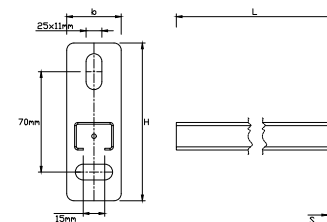
Suitable for in- and outdoor applications

Stands min. 1.000 hours salt spray test

(max. 5% red rust) according to ISO 9227

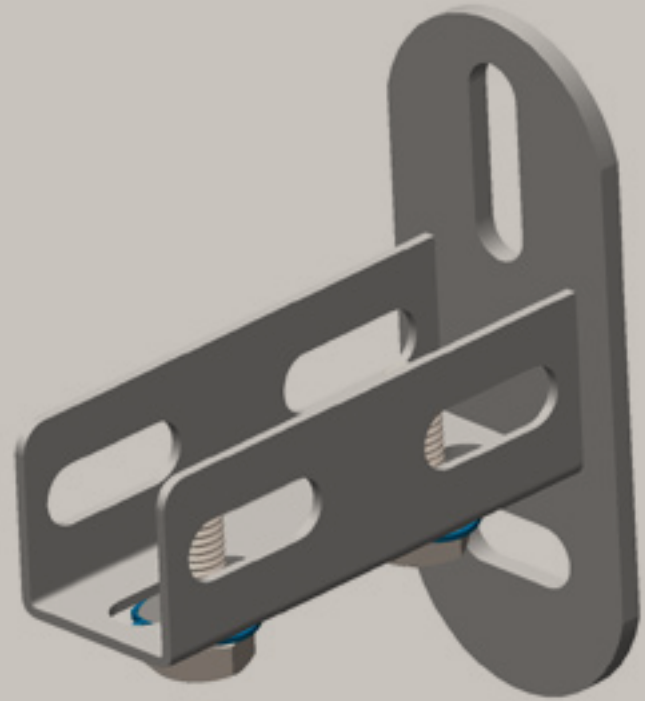


Part No.	L (mm)	H	From Rail b x s (mm)	Pack 1
660 3 015 150 mm	110	WMO-27 x 18	38 x 4	20
660 3 019 200 mm	110	WMO-27 x 18	38 x 4	60



Hot Dip Galvanized, Stainless Steel, and Electrical Option available on request.  
With connection nut M8/M10, M10/M12 available on request.  
With M6 Side Nuts available on request.

# BIS RapidRail Wall Plates



## FEATURES & BENEFITS

U-profile welded on wall plate

For wall fixing of rail

Rail can be fixed with slot downwards or sideways

Part No. 661 3 200: for WM0, 1, 15, 2, 30

Part No. 661 3 235: suitable for WM35

Zinc plated - CO2 welded

Slots at 90° to to simplify fixing

pre-assembled BIS RapidRail® Sliding

nut(s) for a quick fixing, & retains assembly in place before final tightening

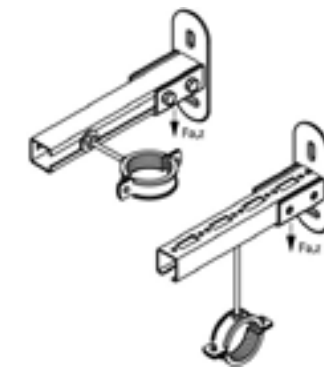
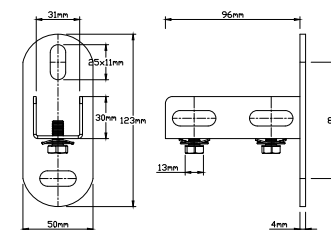
Material: metal parts made of steel

1.0332; spring(s) made of POM

(polyoxymethylene), green




Part No.	From Rail (mm)	T	Pack 1
661 3 200	WMO-30	15	25
661 3 235	WMO-35	15	25



Hot Dip Galvanized, Stainless Steel, and Electrical Option available on request.  
With connection nut M8/M10, M10/M12 available on request.  
With M6 Side Nuts available on request.

# BIS Rail Props



## FEATURES & BENEFITS

45° support bracket

For fixing support under, top or on side of a cantilever arm

Also used to strengthen rail constructions

Suitable for WM0, 1, 15, 2, 30

Cantilever arm of WM30 not suitable

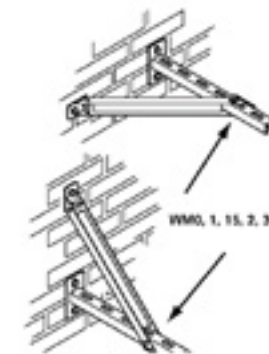
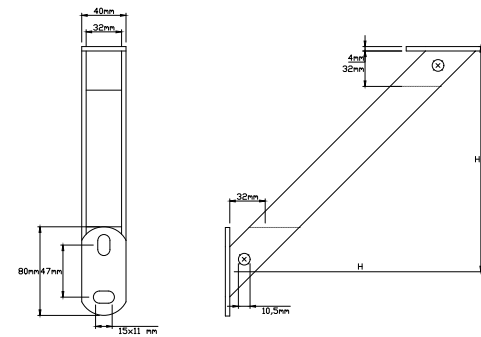
for 'run-through fixing'

CO2 welded

Material: steel


Zinc plated

Part No.	H (mm)	From Rail	Pack 1
662 8 220	250	WMO-30	10
662 8 230	350	WMO-30	10



Hot Dip Galvanized, Stainless Steel, and Electrical Option available on request.  
With connection nut M8/M10, M10/M12 available on request.  
With M6 Side Nuts available on request.

# BIS Double Slide Nut



## FEATURES & BENEFITS

Suitable for WMO, 1, 15, 2, 30, 35

Material: steel

Zinc plated

Tested for fire safety

Suitable for in- and outdoor applications

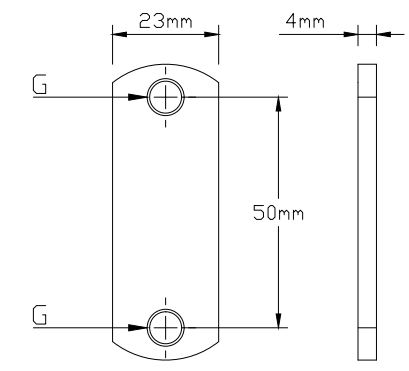
Stands min. 1.000 hours salt spray

Test (max. 5% red rust) according to

ISO 9227




Part No.	G	From Rail	T (Nm)	Pack 1	Pack 2
6513 208 M8		WMO-35 1	5	50	250



Hot Dip Galvanized, Stainless Steel, and Electrical Option available on request.  
 With connection nut M8/M10, M10/M12 available on request.  
 With M6 Side Nuts available on request.

# BIS Washers (Flat) (BUP1000)



## FEATURES & BENEFITS

Suitable for WMO, 1, 15, 2, 30, 35

Material: steel

Surface treatment:

Product is part of the BIS Ultra Protect®

1000 system

Zinc plated

Suitable for in- and outdoor

applications

Stands min. 1.000 hours salt spray

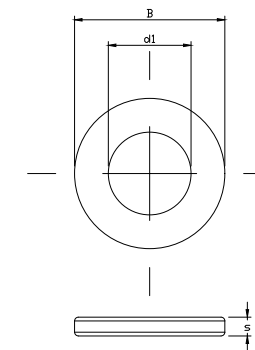
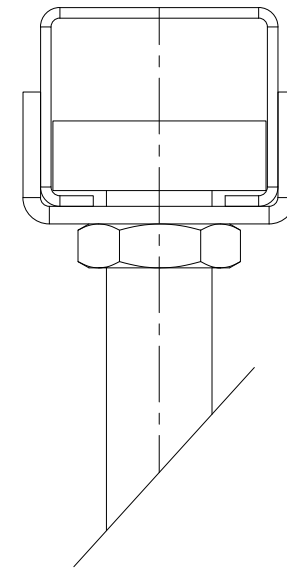
Test (max. 5% red rust) according to

ISO 9227

Tested for fire safety




Part No.	B (mm)	For Rail	s (mm)	d1 (mm)	Pack 1	Pack 2
6538 1008	25	WMO-35	2.5	Ø 8.4	100	2,500
6538 1010	25	WMO-35	2.5	Ø 10.5	100	2,500
6538 1012	25	WMO-35	2.5	Ø 13.0	100	2,500
6538 1016	30	WMO-35	2.5	Ø 17.0	50	



Hot Dip Galvanized, Stainless Steel, and Electrical Option available on request.  
With connection nut M8/M10, M10/M12 available on request.  
With M6 Side Nuts available on request.

# BIS Washers (Flat)



## FEATURES & BENEFITS

Suitable for WMO, 1, 15, 2, 30, 35

Material: steel

Surface treatment:

Product is part of the BIS Ultra Protect®

1000 system

Zinc plated

Suitable for in- and outdoor

applications

Stands min. 1.000 hours salt spray

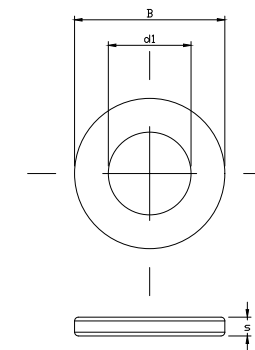
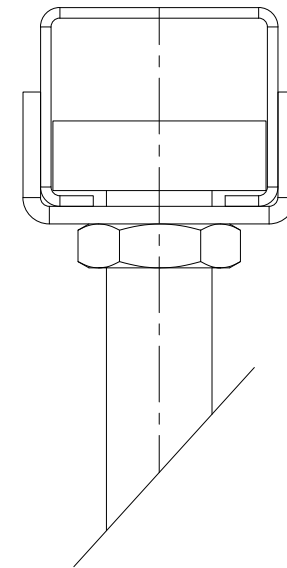
Test (max. 5% red rust) according to

ISO 9227

Tested for fire safety

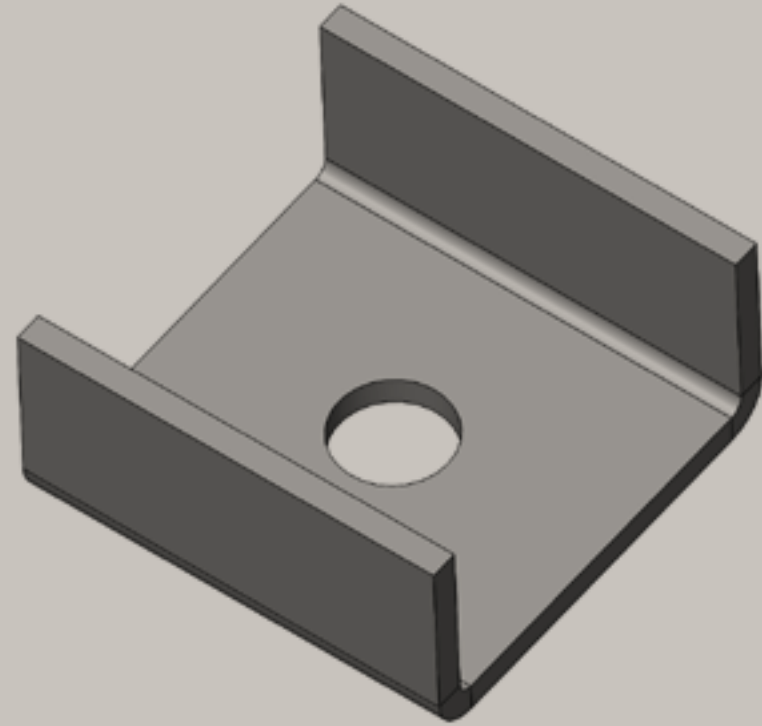


Part No.	B (mm)	For Rail	s (mm)	d1 (mm)	Pack 1	Pack 2
653 3 306	25	WMO-35	2.5	Ø 6.4	100	2,500
653 3 308	25	WMO-35	2.5	Ø 8.4	100	2,500
653 3 310	25	WMO-35	2.5	Ø 10.5	100	2,500
653 3 312	25	WMO-35	2.5	Ø 13.0	100	2,500
653 3 316	30	WMO-35	2.5	Ø 17.0	50	



Hot Dip Galvanized, Stainless Steel, and Electrical Option available on request.  
With connection nut M8/M10, M10/M12 available on request.  
With M6 Side Nuts available on request.

# BIS Washers (U-Shaped)



Part No.	L (mm)	B (mm)	H (mm)	For Rail	d1 (mm)	Pack 1	Pack 2
653 5 00825		28	10.5	WMO	Ø 9.0	50	250
653 5 010 25		28	10.5	WMO	Ø 11.0	50	250
653 5 110 30		30.5	11	WM1-35	Ø 10.5	50	250
653 5 112 30		30.5	11	WM1-35	Ø 12.5	50	250

## FEATURES & BENEFITS

U-shaped washer

Part No. 653 5 1XX: suitable for WM1,

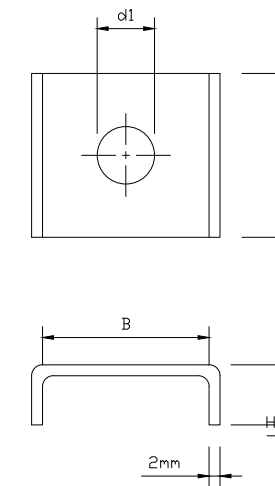
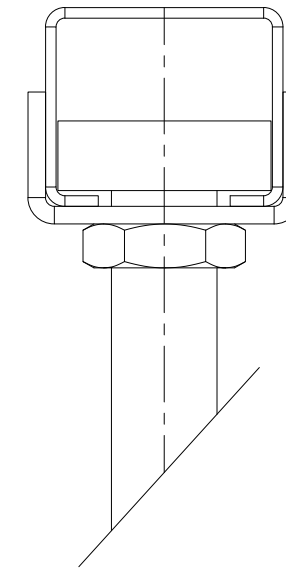
U-shaped for extra stability

15, 2, 30, 35

Part No. 653 5 OXX: suitable for WMO


Material: steel

Pre-galvanized



Hot Dip Galvanized, Stainless Steel, and Electrical Option available on request.  
 With connection nut M8/M10, M10/M12 available on request.  
 With M6 Side Nuts available on request.

# BIS RapidRail Connector 90



Part No.	Model	For Rail	a (Nm)	T (N)	Fa,z (N)	Fa,x RAL	Pack1
658 4 001	Long / Long	WMO-35	90°	15	1.562	1109 RAL1	25
658 4 002	Short / Long	WMO-35	90°	15	1.336	448 RAL1	25
6584 003	Short / Short	WMO-35	90°	15	1.336	448 RAL1	25
658 4 011	Long / Long	WMO-35	90°	15	1.562	1109 RAL1	25

## FEATURES & BENEFITS

Connector with pre-assembled BIS

RapidRail® Slide nut(s)

To make rail fabrications

Material: metal parts made of steel 1.0332

Zinc plated

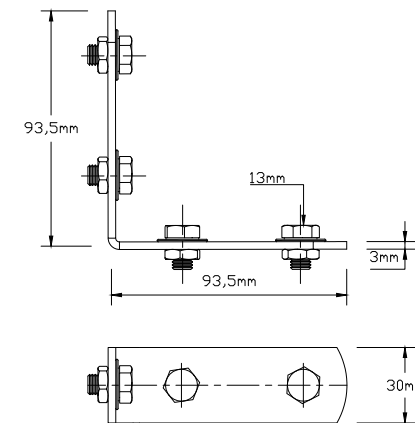
Ready-to-use pre-assembled for a

quick fixing, and retains assembly in

place before final tightening

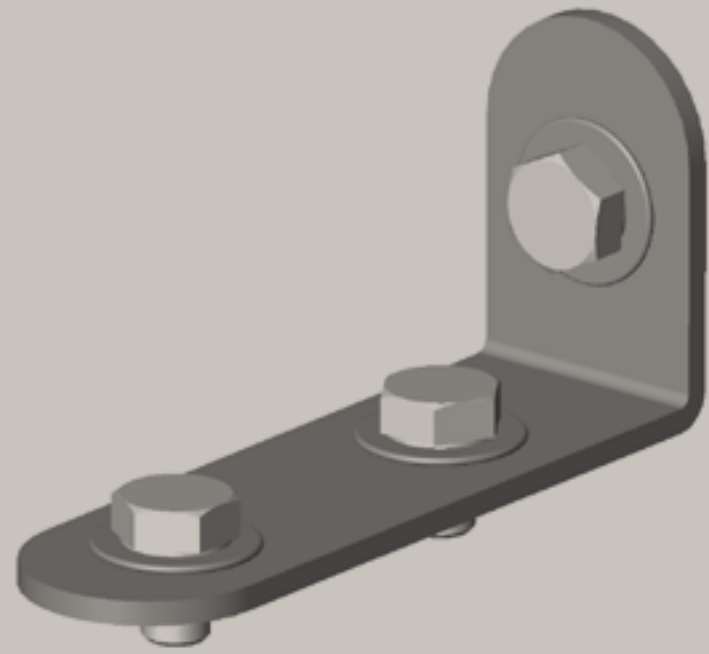
Surface Protection

Suitable for WMO, 1, 15, 2, 30, 35



Hot Dip Galvanized, Stainless Steel, and Electrical Option available on request.  
With connection nut M8/M10, M10/M12 available on request.  
With M6 Side Nuts available on request.

# BIS RapidRail Connector 90

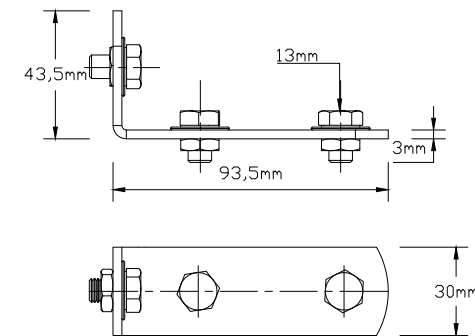


Part No.	Model	For Rail	a (Nm)	T (N)	Fa,z (N)	Fa,x RAL	Pack1
658 4 001	Long / Long	WMO-35	90°	15	1.562	1109 RAL1	25
658 4 002	Short / Long	WMO-35	90°	15	1.336	448 RAL1	25
6584 003	Short / Short	WMO-35	90°	15	1.336	448 RAL1	25
658 4 011	Long / Long	WMO-35	90°	15	1.562	1109 RAL1	25

## FEATURES & BENEFITS


Connector with pre-assembled BIS RapidRail® Slide nut(s)  
 To make rail fabrications  
 Suitable for WMO, 1, 15, 2, 30, 35  
 Zinc plated

Ready-to-use pre-assembled for a quick fixing, and retains assembly in place before final tightening  
 Material: metal parts made of steel 1.0332;



Hot Dip Galvanized, Stainless Steel, and Electrical Option available on request.  
 With connection nut M8/M10, M10/M12 available on request.  
 With M6 Side Nuts available on request.

# BIS RapidRail Connector 90



## FEATURES & BENEFITS

Connector with pre-assembled BIS

RapidRail® Slide nut(s)

To make rail fabrications

Suitable for WMO, 1, 15, 2, 30, 35

Zinc plated

Ready-to-use pre-assembled for a

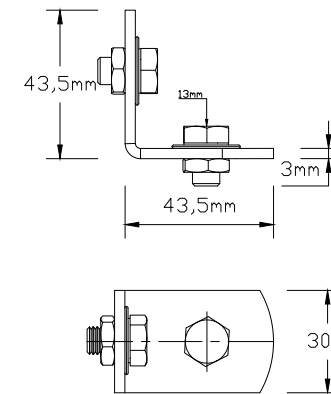
quick fixing, and retains assembly in

place before final tightening

Material: metal parts made of steel


1.0332

Part No.	Model	For Rail	a	T	Fa,z	Fa,x RAL	Pack1
		(°)	(Nm)	(N)	(N)		
658 4 001	Long / Long	WMO-35	90°	15	1.562	1109 RAL1	25
658 4 002	Short / Long	WMO-35	90°	15	1.336	448 RAL1	25
6584 003	Short / Short	WMO-35	90°	15	1.336	448 RAL1	25
658 4 011	Long / Long	WMO-35	90°	15	1.562	1109 RAL1	25



Hot Dip Galvanized, Stainless Steel, and Electrical Option available on request.  
 With connection nut M8/M10, M10/M12 available on request.  
 With M6 Side Nuts available on request.

# BIS RapidRail Connector 135



## FEATURES & BENEFITS

Connector with pre-assembled BIS

RapidRail® Slide nut(s)

to make rail fabrications

Suitable for WMO, 1, 15, 2, 30, 35

Material: metal parts made of steel 1.0332

With pre-assembled BIS RapidRail

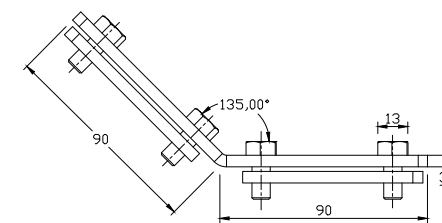
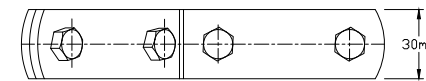
Sliding nut(s) for a quick fixing, &

retains assembly in place before final

tightening

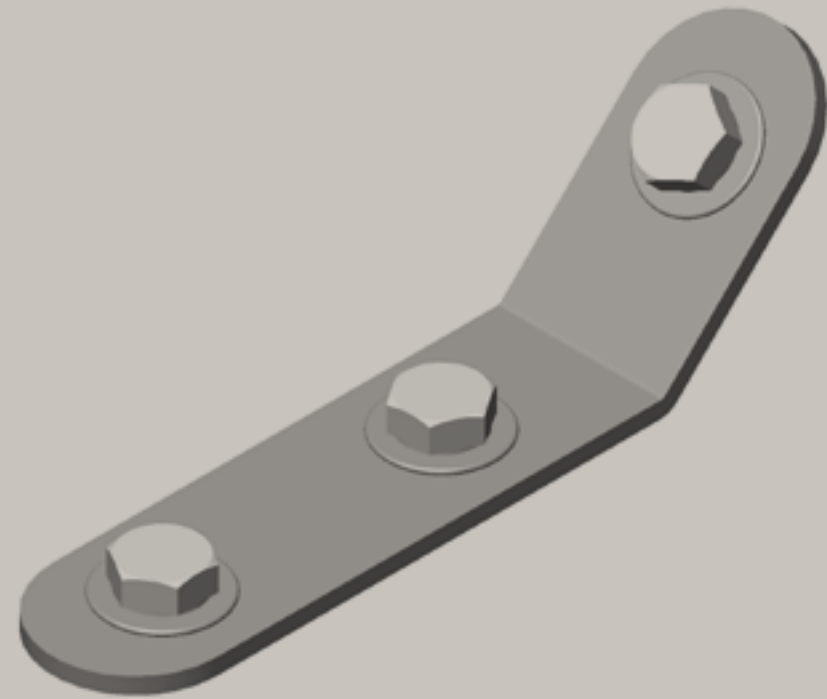
Zinc plated

Part No.	Model	For Rail	a (°)	T (Nm)	Fa,z (N)	Fa,x RAL (N)	Pack1
658 4 051	Long / Long	WMO-35	135°	15	1.562	1.109 RAL1	25
658 4 052	Short / Long	WMO-35	135°	15	1.336	448 RAL1	25
6584 053	Short / Short	WMO-35	135°	15	1.336	448 RAL1	25
658 4 061	Long / Long	WMO-35	135°	15	1.562	1.109 RAL1	25



Hot Dip Galvanized, Stainless Steel, and Electrical Option available on request.  
With connection nut M8/M10, M10/M12 available on request.  
With M6 Side Nuts available on request.

# BIS RapidStrut Rail G2 Connectors 90 (BUP1000)



Part No.	Model	For Rail	a (°)	T (Nm)	Fa,z (N)	Fa,x RAL (N)	Pack1
658 4 051	Long / Long	WMO-35	135°	15	1.562	1.109 RAL1	25
658 4 052	Short / Long	WMO-35	135°	15	1.336	448 RAL1	25
6584 053	Short / Short	WMO-35	135°	15	1.336	448 RAL1	25
658 4 061	Long / Long	WMO-35	135°	15	1.562	1.109 RAL1	25

## FEATURES & BENEFITS

Connector with pre-assembled BIS

RapidRail® Slide nut(s)

to make rail fabrications

Suitable for WMO, 1, 15, 2, 30, 35

Material: metal parts made of steel 1.0332

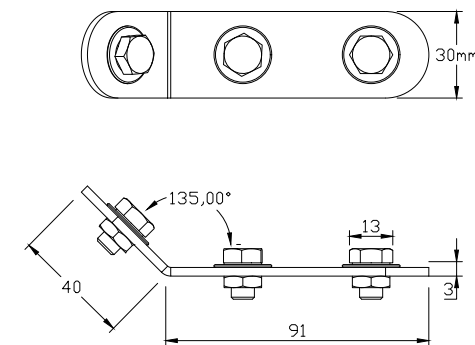
With pre-assembled BIS RapidRail

Sliding nut(s) for a quick fixing, &

retains assembly in place before final

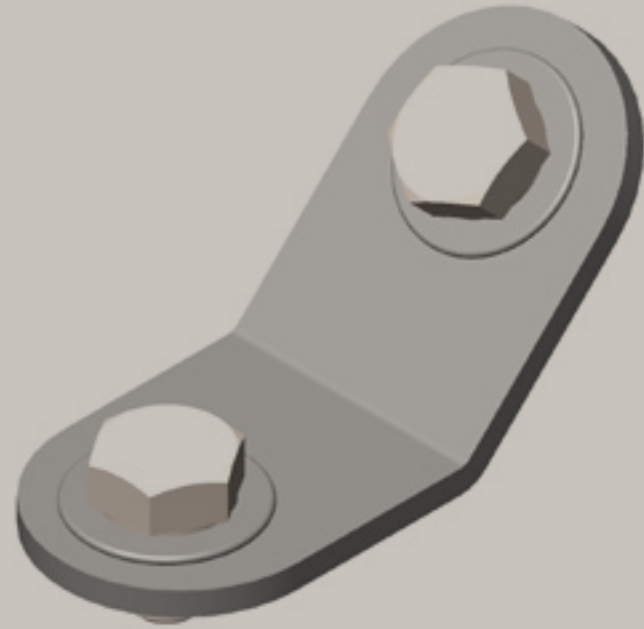
tightening

Zinc plated



Hot Dip Galvanized, Stainless Steel, and Electrical Option available on request.  
With connection nut M8/M10, M10/M12 available on request.  
With M6 Side Nuts available on request.

# BIS RapidStrut Rail G2 Connectors 90 (BUP1000)



## FEATURES & BENEFITS

Connector with pre-assembled BIS

RapidRail® Slide nut(s)

to make rail fabrications

Suitable for WMO, 1, 15, 2, 30, 35

Material: metal parts made of steel 1.0332

With pre-assembled BIS RapidRail

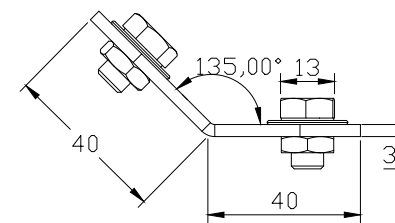
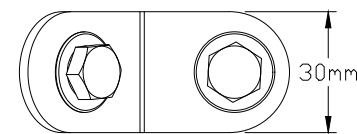
Sliding nut(s) for a quick fixing, &

retains assembly in place before final

tightening

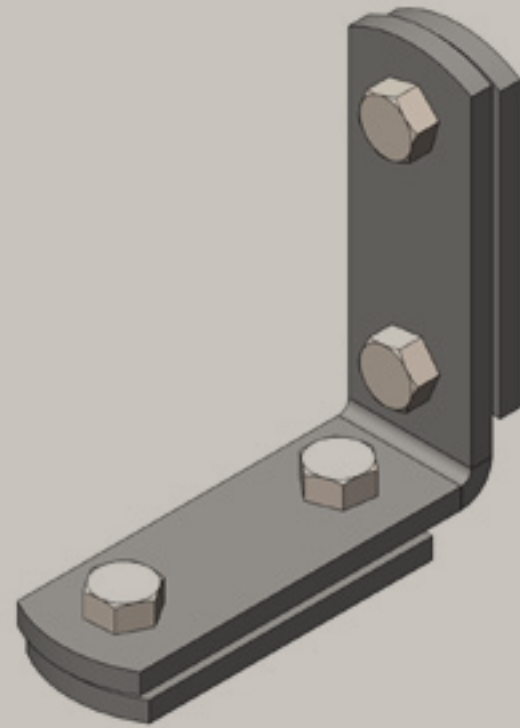
Zinc plated

Part No.	Model	For Rail	a (°)	T (Nm)	Fa,z (N)	Fa,x RAL (N)	Pack1
658 4 051	Long / Long	WMO-35	135°	15	1.562	1.109 RAL1	25
658 4 052	Short / Long	WMO-35	135°	15	1.336	448 RAL1	25
6584 053	Short / Short	WMO-35	135°	15	1.336	448 RAL1	25
658 4 061	Long / Long	WMO-35	135°	15	1.562	1.109 RAL1	25



Hot Dip Galvanized, Stainless Steel, and Electrical Option available on request.  
With connection nut M8/M10, M10/M12 available on request.  
With M6 Side Nuts available on request.

# BIS Rail Connector with Slide Nuts 658 3 109



## FEATURES & BENEFITS

To make rail fabrications

Material: steel

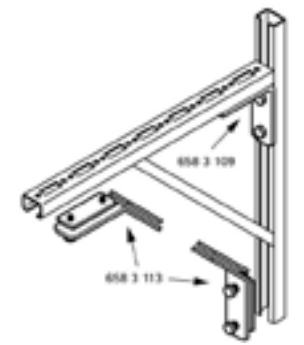
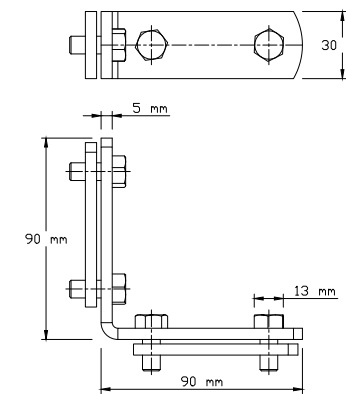
Suitable for WMO, 1, 15, 2, 30, 35

Zinc plated

With pre-assembled double slide nut

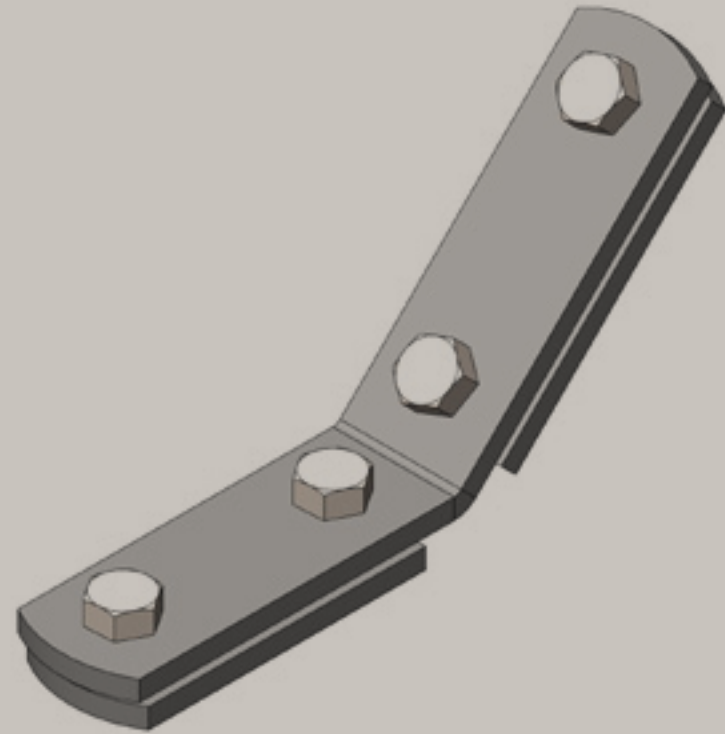


Part No.	For Rail	$\alpha$ (°)	T (mm)	Pack 1
658 3 109	WMO-35	90°	15	25
658 3 113	WMO-35	135°	15	25



Hot Dip Galvanized, Stainless Steel, and Electrical Option available on request.  
 With connection nut M8/M10, M10/M12 available on request.  
 With M6 Side Nuts available on request.

# BIS Rail Connector with Slide Nuts 658 3 113



## FEATURES & BENEFITS

To make rail fabrications

Material: steel

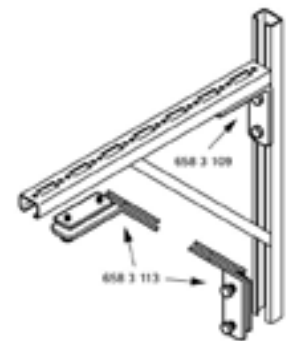
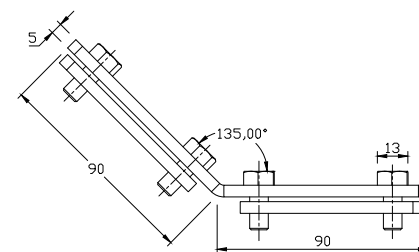
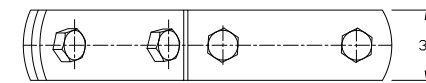
Suitable for WMO, 1, 15, 2, 30, 35

Zinc plated

With pre-assembled double slide nut

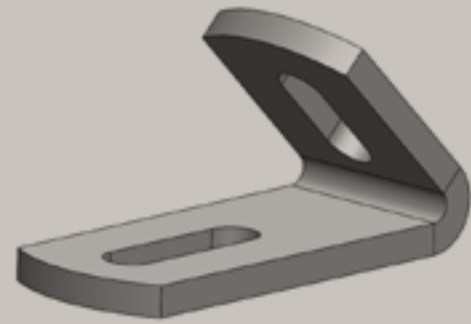


Part No.	For Rail	$\alpha$ (°)	T (mm)	Pack 1
658 3 109	WMO-35	90°	15	25
658 3 113	WMO-35	135°	15	25



Hot Dip Galvanized, Stainless Steel, and Electrical Option available on request.  
 With connection nut M8/M10, M10/M12 available on request.  
 With M6 Side Nuts available on request.

# BIS Rail Connector 658 5 045



## FEATURES & BENEFITS

To make rail fabrications


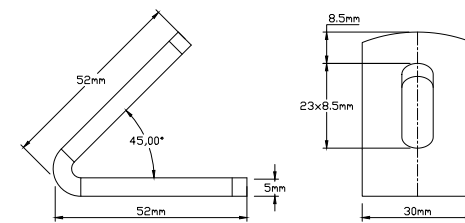
Zinc Plated

Suitable for WMO, 1, 15, 2, 30, 35

Material: steel



Part No.	For Rail	$\alpha$ (°)	T (mm)	Pack 1
658 5 090	WMO-35	45°	15	50
658 5 090	WMO-35	90°	15	50
658 5 135	WMO-35	135°	15	50



Hot Dip Galvanized, Stainless Steel, and Electrical Option available on request.  
With connection nut M8/M10, M10/M12 available on request.  
With M6 Side Nuts available on request.

# BIS Rail Connector 658 5 090



## FEATURES & BENEFITS

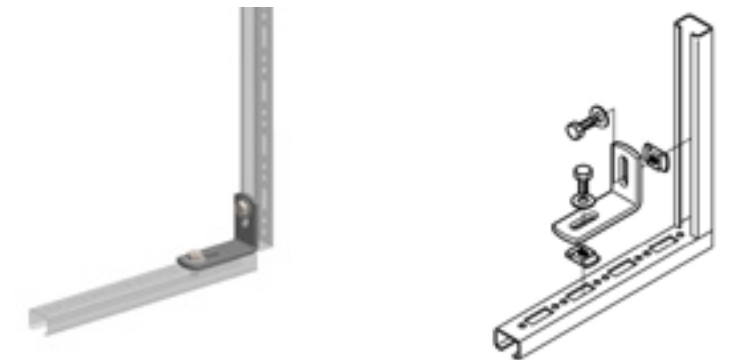
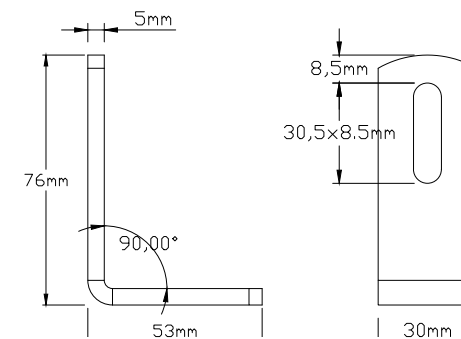
To make rail fabrications

Zinc Plated

Suitable for WMO, 1, 15, 2, 30, 35

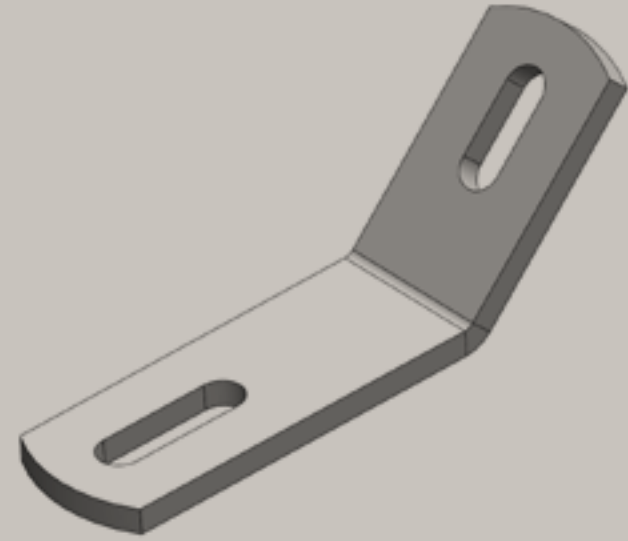
Material: steel

Part No.	For Rail	$\alpha$ (°)	T (mm)	Pack 1
658 5 090	WMO-35	45°	15	50
658 5 090	WMO-35	90°	15	50
658 5 135	WMO-35	135°	15	50



Hot Dip Galvanized, Stainless Steel, and Electrical Option available on request.  
With connection nut M8/M10, M10/M12 available on request.  
With M6 Side Nuts available on request.

# BIS Rail Connector 658 5 135



## FEATURES & BENEFITS

To make rail fabrications

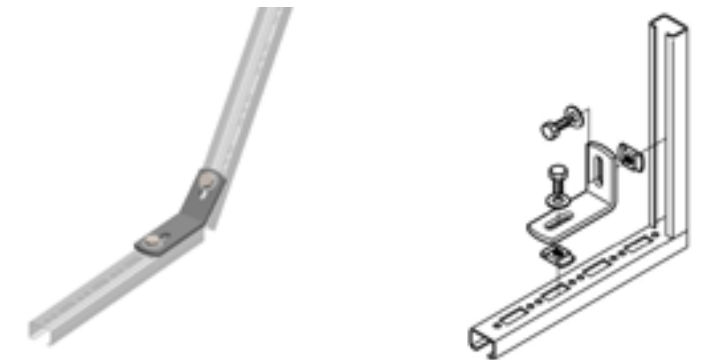
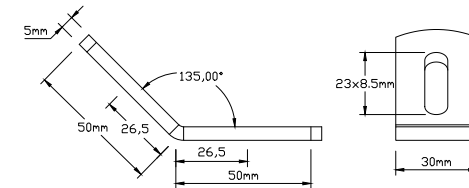
Zinc Plated

Suitable for WMO, 1, 15, 2, 30, 35

Material: steel

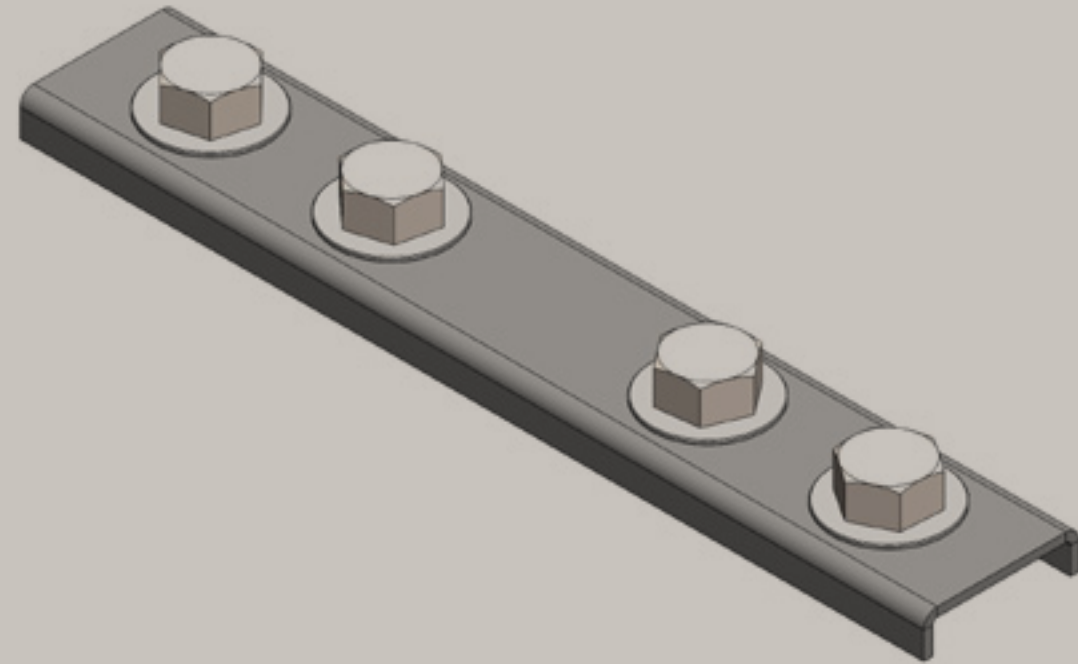


Part No.	For Rail	$\alpha$ (°)	T (mm)	Pack 1
658 5 090	WMO-35	45°	15	50
658 5 090	WMO-35	90°	15	50
658 5 135	WMO-35	135°	15	50



Hot Dip Galvanized, Stainless Steel, and Electrical Option available on request.  
With connection nut M8/M10, M10/M12 available on request.  
With M6 Side Nuts available on request.

# BIS Rapid Rail Connector



Part No.	For Rail	T (Nm)	Fa,x RAL (N)	Pack 1
654 3 001	WMO-35	15	1547 RAL1	25

## FEATURES & BENEFITS

Connector with pre-assembled BIS

RapidRail® Slide nut(s)

To make rail fabrications

Suitable for WMO, 1, 15, 2, 30, 35

Zinc plated


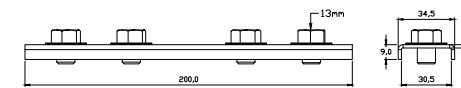
Ready-to-use pre-assembled for a

quick fixing, and retains assembly in

place before final tightening

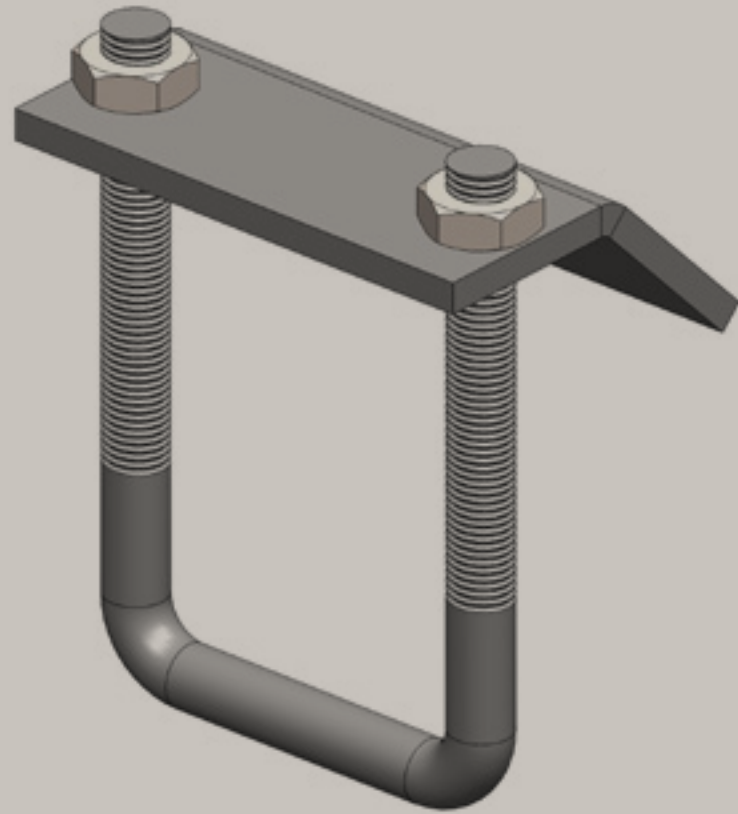
Material: metal parts made of steel

1.0332



Hot Dip Galvanized, Stainless Steel, and Electrical Option available on request.  
With connection nut M8/M10, M10/M12 available on request.  
With M6 Side Nuts available on request.

# BIS RapidRail Beam Clamp



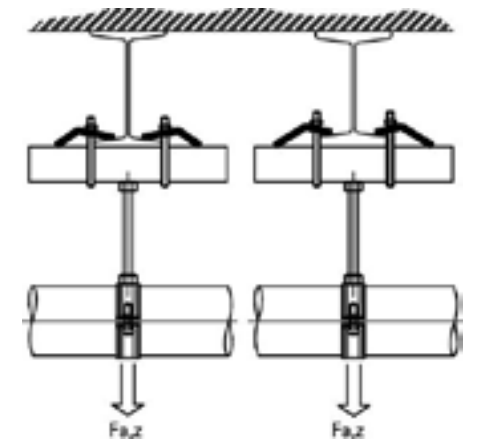
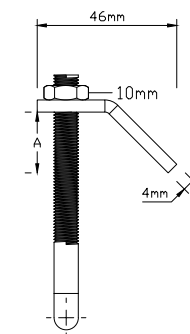
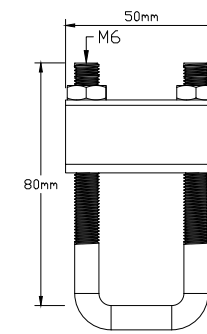
## FEATURES & BENEFITS

For a solid fixing to steel constructions without welding or drilling  
 Always use 2 beam clamps per fixing  
 Zinc plated

Part No. 658 5 011: suitable for WMO, 1, 15, 2, 30  
 Part No. 658 5 014: suitable for WM35  
 Material: steel

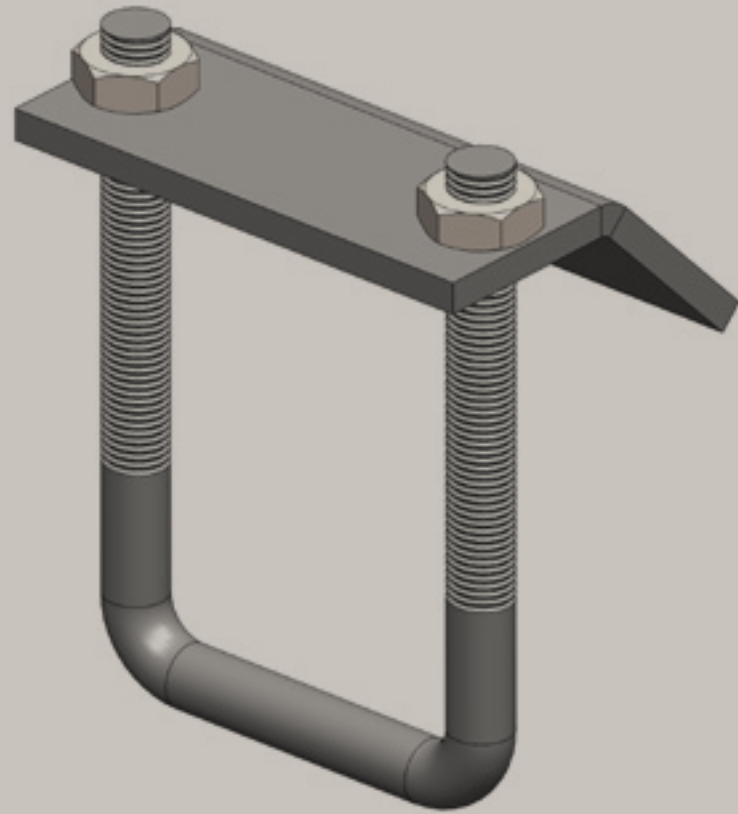


Part No.	A (mm)	For Rail	T (Nm)	Fa,z (N)	Pack 1
658 5 011	<16	WMO-30	15	4,500	50
658 5 014	<20	WMO-35	15	3,300	50



Hot Dip Galvanized, Stainless Steel, and Electrical Option available on request.  
 With connection nut M8/M10, M10/M12 available on request.  
 With M6 Side Nuts available on request.

# BIS Strut Rail Beam Clamps

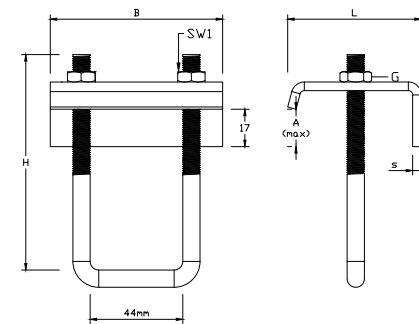


Part No.	A (mm)	G	L	B (mm)	H (mm)	s (mm)	For Rail	SW1 (mm)	Fa,z (N)	Pack 1
6658 1711	20	M10	69 mm	80	90	6	Strut 41x21 + 41x41 + 41x21D	17	5,700	25
6658 1721	20	M10	69 mm	80	130	6	Strut 41x62 + 41x82 + 41x41D	17	5,700	25

## FEATURES & BENEFITS


For a solid fixing to steel construction  
without the need for welding or drilling  
Always use 2 beam clamps per fixing

Material: steel 1.0332  
Hot dip galvanized



Hot Dip Galvanized, Stainless Steel, and Electrical Option available on request.  
With connection nut M8/M10, M10/M12 available on request.  
With M6 Side Nuts available on request.

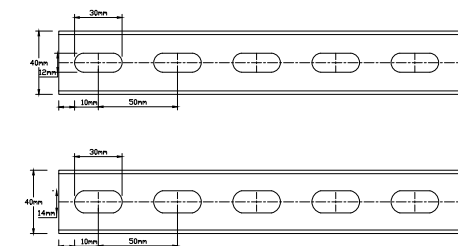
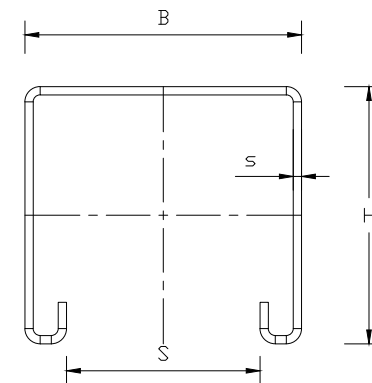
# BIS Rapid Strut Fixing Rail (PG)



## FEATURES & BENEFITS

- Universal rail system
- With continuous perforation (on request without perforation)
- Distance between rail end and first hole is always equal
- A continuous graduated CM scale on 1 side
- With inward formed flanges with serrated profile for extra grip
- Material: steel 1.0242
- Part No. 650 5 X85 (Strut 2.5 mm)
- Yield strength 240 N/mm<sup>2</sup>
- Pre-galvanized - Tested for fire safety


Part No.	Model	L (mm)	B (mm)	H (mm)	s (mm)	S	RAL	BndS	BndL	APP.
650 5 222	Perforated	2 m	41	21	2	22	RAL1	20	200	m.
650 5 322	Perforated	3 m	41	21	2	22	RAL1	30	300	m.
650 5 622	Perforated	6 m	41	21	2	22	RAL1	60	600	m.
650 5 225	Perforated	2 m	41	21	2.5	22	RAL1	20	200	m.
650 5 325	Perforated	3 m	41	21	2.5	22	RAL1	30	300	m.
650 5 625	Perforated	6 m	41	21	2.5	22	RAL1	60	600	m.
650 5 242	Perforated	2 m	41	41	2	22	RAL1	20	100	m.
650 5 342	Perforated	3 m	41	41	2	22	RAL1	30	150	m.
650 5 642	Perforated	6 m	41	41	2	22	RAL1	60	300	m.
650 5 245	Perforated	2 m	41	41	2.5	22	RAL1	20	100	m.
650 5 345	Perforated	3 m	41	41	2.5	22	RAL1	30	150	m.
650 5 645	Perforated	6 m	41	41	2.5	22	RAL1	60	300	m.
650 5 365	Perforated	3 m	41	62	2.5	22		30	90	m.
650 5 665	Perforated	6 m	41	62	2.5	22		60	180	m.
650 5 385	Perforated	3 m	41	82	2.5	22		30		m.
650 5 685	Perforated	6 m	41	82	2.5	22		60	180	m.
650 5 620	Perforated	6 m	41	21	2.5	22		60	600	m.
650 5 640	Perforated	6 m	41	41	2.5	22		60	300	m.



Hot Dip Galvanized, Stainless Steel, and Electrical Option available on request.  
 With connection nut M8/M10, M10/M12 available on request.  
 With M6 Side Nuts available on request.



# Support Channel



## FEATURES & BENEFITS

Universal rail system

For a quick and easy fixing

Material: steel

Pre-galvanized

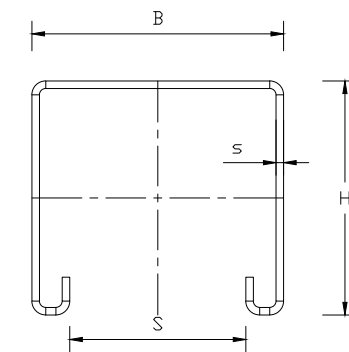
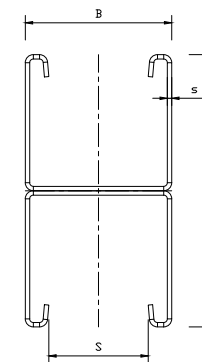
Loading tables available for more

Information about the max. allowed

load (Fa, z)




Part No.	L	B	H	s	S	APP.
		(mm)	(mm)	(mm)	(mm)	
DM C551 4 121	3 m	41	21	15	22	m.
DM C551 4 141	3 m	41	41	15	22	m
DM C552 4 121	3 m	41	21	2	22	m.
DM C552 4 141	3 m	41	41	2	22	m
DM C553 4 121	3 m	41	21	2.5	22	m.
DM C553 4 141	3 m	41	41	2.5	22	m.
DM C551 4 121D	3 m	41	42 (21x2)	15	22	m.
DM C551 4 141D	3 m	41	82 (41x2)	15	22	m.
DM C552 4 121D	3 m	41	42 (21x2)	2	22	m.
DM C552 4 141D	3 m	41	82 (41x2)	2	22	m.
DM C553 4 121D	3 m	41	42 (21x2)	2.5	22	m.
DM C553 4 141D	3 m	41	82 (41x2)	2.5	22	m.



Hot Dip Galvanized, Stainless Steel, and Electrical Option available on request.  
 With connection nut M8/M10, M10/M12 available on request.  
 With M6 Side Nuts available on request.

# BIS RapidStrut Fixing Rail Double(pg)

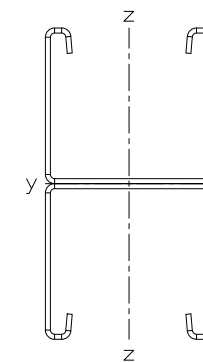
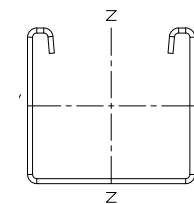
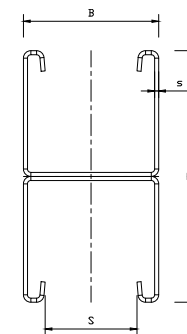


## FEATURES & BENEFITS

- Universal rail system
- With continuous perforation
- A continuous graduated centimeter scale on one side
- Material: steel 1.0332
- With inward formed flanges with serrated profile for extra grip
- Yield strength 240 N/mm<sup>2</sup>
- Pre-galvanized
- Tested for fire safety




Part No.	L (mm)	B (mm)	H (mm)	s (mm)	S	BndS	BndL	APP.
650 5 626	6 m	41	42 (21 x 2)		2.5	22	6	150 m.
650 5 646	6 m	41	82 (41 x 2)		2.5	22	6	300 m.
650 5 666	6 m	41	124 (62 x 2)		2.5	22	6	90 m.
650 5 686	6 m	41	164 (82 x 2)		2.5	22	6	180 m.



Hot Dip Galvanized, Stainless Steel, and Electrical Option available on request.  
 With connection nut M8/M10, M10/M12 available on request.  
 With M6 Side Nuts available on request.

# BIS RapidStrut Fixing Rail Double (HDG)



## FEATURES & BENEFITS

Universal rail system

Material: steel 1.0332

With continuous perforation

Yield strength 240 N/mm<sup>2</sup>

A continuous graduated cm scale on 1 side

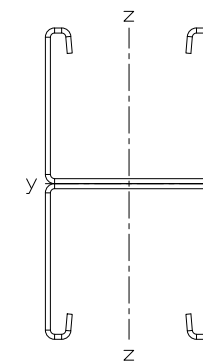
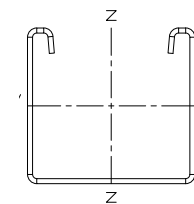
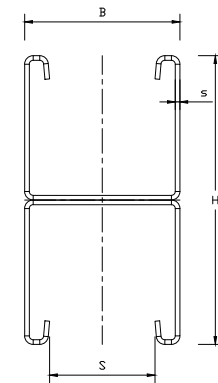
Hot dip galvanized

With inward formed flanges with serrated profile for extra grip

Tested for fire safety

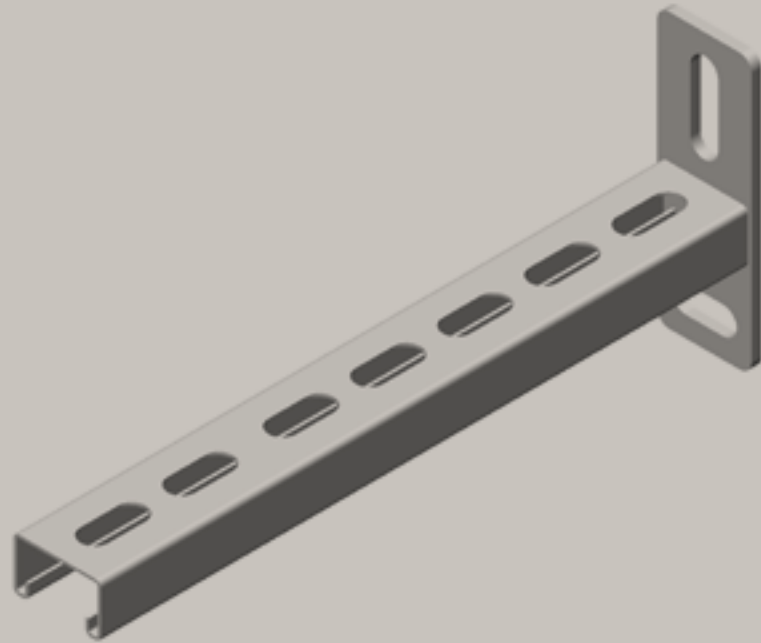


Part No.	L	B (mm)	H (mm)	s (mm)	S (mm)	BndS	BndL	APP.
650 1 626	6 m	41	42 (21 x 2)	2.5	22	6	150	m.
650 1 646	6 m	41	82 (41 x 2)	2.5	22	6	300	m.
650 1 666	6 m	41	124 (62 x 2)	2.5	22	6	90	m.
650 1 686	6 m	41	164 (82 x 2)	2.5	22	6	90	m.



Hot Dip Galvanized, Stainless Steel, and Electrical Option available on request.  
With connection nut M8/M10, M10/M12 available on request.  
With M6 Side Nuts available on request.

# BIS RapidStrut Cantiliver Arm(BUP1000)



## FEATURES & BENEFITS

Wall plate welded on Strut Profile

Slots at 90° to each other to simplify fixing

With inward formed flanges with serrated profile for extra grip

CO2 welded - Material: steel 1.0226

Product is part of the BIS Ultra Protect®

1000 system

Suitable for in- and outdoor applications

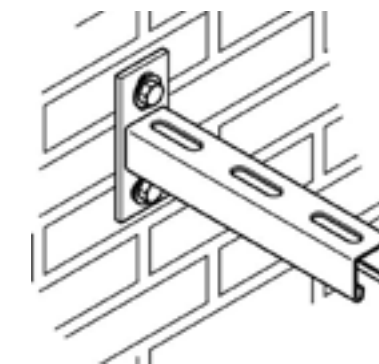
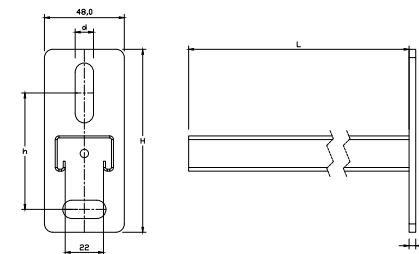
Stands min. 1,000 hours salt spray test

(max. 5% red rust) according to ISO 9227

Tested for fire safety

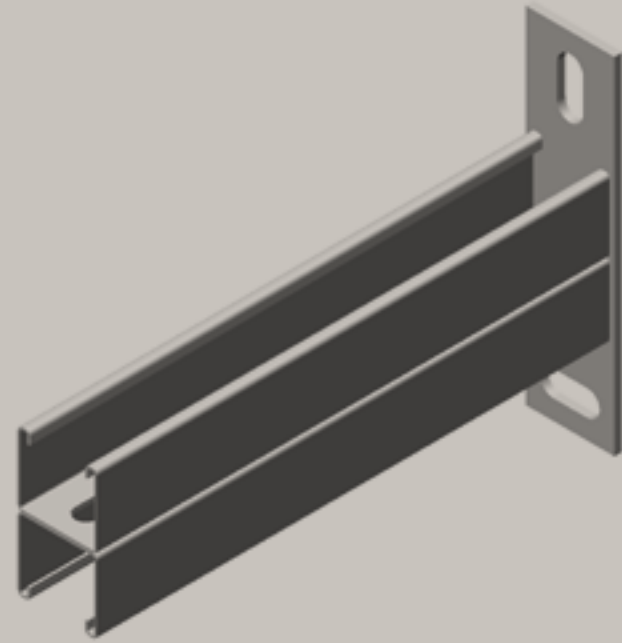
 **HARMONY**  
SUPPLIER

Part No.	L	H	h	s	From Rail	d1	Pack 1.
	(mm)	(mm)	(mm)	(mm)			
660 3 831	200 mm	110	70,0	5,0	Strut 41x21x2.5	25x11	10
660 3 832	300 mm	110	70,0	5,0	Strut 41x21x2.5	25x11	10
660 3 833	450 mm	110	70,0	5,0	Strut 41x21x2.5	25x11	10
660 3 834	600 mm	110	70,0	5,0	Strut 41x21x2.5	25x11	10
660 3 923	300 mm	130	87,5	7,0	Strut 41x21x2	30x13	10
660 3 926	450 mm	130	87,5	7,0	Strut 41x21x2	30x13	10
660 3 928	600 mm	130	87,5	7,0	Strut 41x21x2	30x13	8
660 3 861	150 mm	130	87,5	7,0	Strut 41x21x2.5	30x13	10
660 3 870	200 mm	130	87,5	7,0	Strut 41x21x2.5	30x13	10
660 3 862	300 mm	130	87,5	7,0	Strut 41x21x2.5	30x13	10
660 3 871	400 mm	130	87,5	7,0	Strut 41x21x2.5	30x13	10
660 3 863	450 mm	130	87,5	7,0	Strut 41x21x2.5	30x13	10
660 3 873	500 mm	130	87,5	7,0	Strut 41x21x2.5	30x13	10
660 3 864	600 mm	130	87,5	7,0	Strut 41x21x2.5	30x13	8
660 3 865	750 mm	130	87,5	7,0	Strut 41x21x2.5	30x13	8
660 3 866	1,000 mm	130	87,5	7,0	Strut 41x21x2.5	30x13	1
660 3 867	1,200 mm	130	87,5	7,0	Strut 41x21x2.5	30x13	1



Hot Dip Galvanized, Stainless Steel, and Electrical Option available on request.  
With connection nut M8/M10, M10/M12 available on request.  
With M6 Side Nuts available on request.

# BIS RapidStrut Cantiliver Arm 41Dx41D (BUP1000)



## FEATURES & BENEFITS

Wall plate welded on Strut Profile

Slots at 90° to each other to simplify fixing

CO2 welded

With inward formed flanges with serrated profile for extra grip

Material: steel 1.0332

Product is part of the BIS Ultra Protect®

1000 system

Suitable for in- and outdoor applications


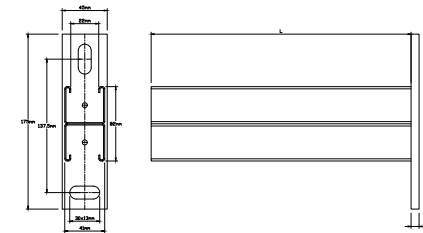
Stands min. 1,000 hours salt spray test

(max. 5% red rust) according to ISO 9227

Tested for fire safety

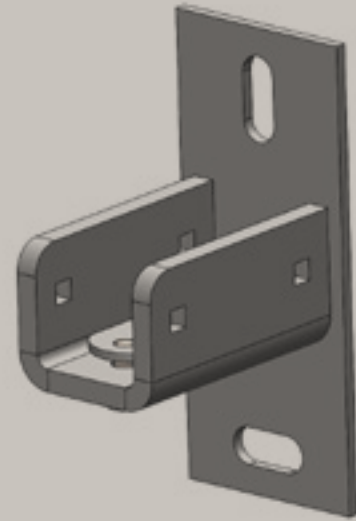
 **HARMONY**  
SUPPLIER

Part No.	L	From Rail	Pack 1.
660 3 883	450 mm	Strut 41x21Dx2.5	8
660 3 884	600 mm	Strut 41x21Dx2.5	4
660 3 885	750 mm	Strut 41x21Dx2.5	4
660 3 886	1,000 mm	Strut 41x21Dx2.5	1



Hot Dip Galvanized, Stainless Steel, and Electrical Option available on request.  
With connection nut M8/M10, M10/M12 available on request.  
With M6 Side Nuts available on request.

# BIS RapidStrut Wall Plate (BUP1000)



## FEATURES & BENEFITS

U-profile welded on wall plate

For wall fixing of rail - downwards or sideways

Slots at 90° to each other to simplify fixing

CO2 welded - Tested for fire safety

Part of the BIS Ultra Protect 1000 system

Suitable for in- and outdoor applications

With pre-assembled BIS Rapid Strut

sliding nuts for a quick fixing and

Material: metal parts made of steel

1.0332; spring(s) made of POM

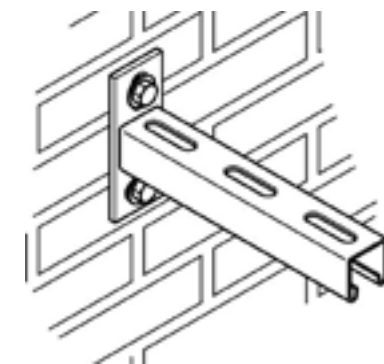
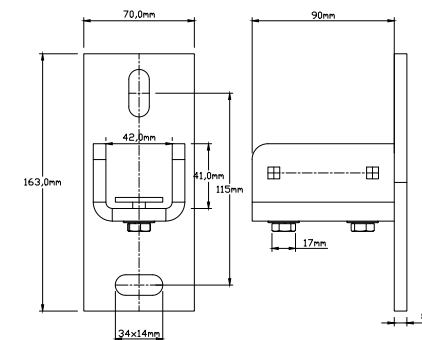
(polyoxymethylene), green

Stands min. 1,000 hours salt spray test

(max. 5% red rust) Ref. ISO 9227

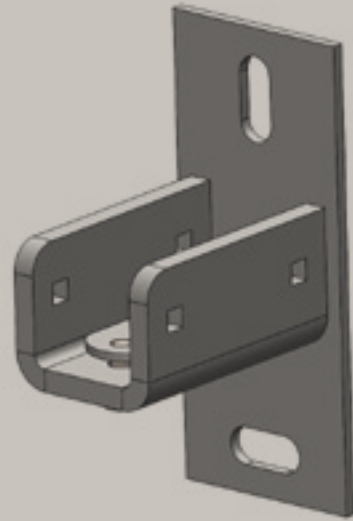


Part No.	For Rail	T (Nm)	Pack 1.
6668 3 400	Strut	15	10



Hot Dip Galvanized, Stainless Steel, and Electrical Option available on request.  
With connection nut M8/M10, M10/M12 available on request.  
With M6 Side Nuts available on request.

# BIS RapidStrut Wall Plate (ZP)



## FEATURES & BENEFITS

U-profile welded on wall plate

For wall fixing of rail - downwards or sideways

Slots at 90° to each other to simplify fixing

CO2 welded - Tested for fire safety

Zinc plated

Suitable for in- and outdoor applications

With pre-assembled BIS Rapid Strut

sliding nuts for a quick fixing and

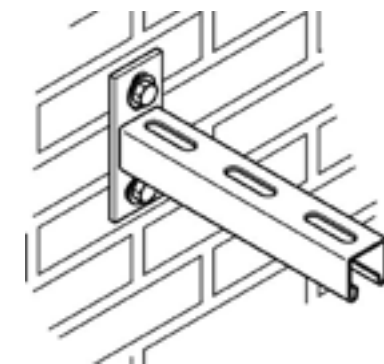
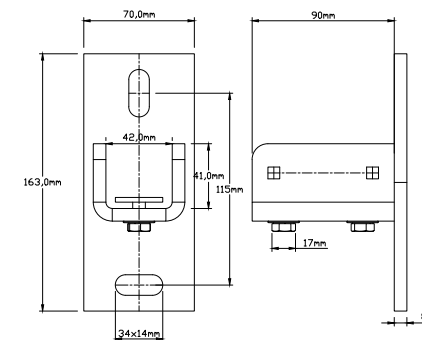
Material: metal parts made of steel

1.0332; spring(s) made of POM

(polyoxymethylene), green



Part No.	For Rail	T (Nm)	Pack 1
6668 3 400	Strut	15	10



Hot Dip Galvanized, Stainless Steel, and Electrical Option available on request.  
With connection nut M8/M10, M10/M12 available on request.  
With M6 Side Nuts available on request.

# BIS Strut Wall Plate



## FEATURES & BENEFITS

U-profile welded on wall plate

Material: steel 1.0332

For wall fixing of rail

Hot dip galvanized

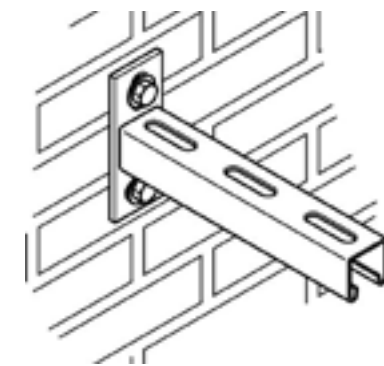
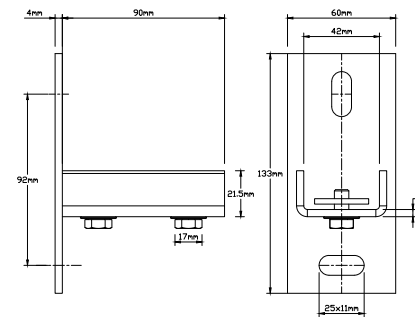
Slots at 90° to each other to simplify fixing

Tested for fire safety

With pre-assembled slide nuts

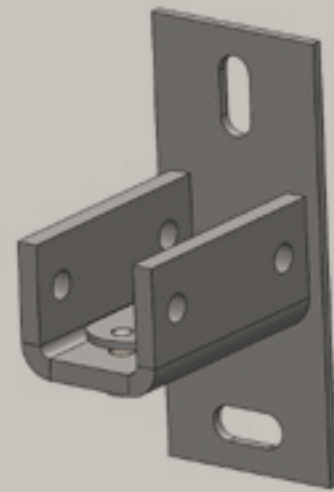


Part No.	For Rail	T (Nm)	Pack 1.
6658 1803	Strut	15	10



Hot Dip Galvanized, Stainless Steel, and Electrical Option available on request.  
 With connection nut M8/M10, M10/M12 available on request.  
 With M6 Side Nuts available on request.

# BIS Strut Wall Plate (Heavy)



## FEATURES & BENEFITS

U-profile welded on wall plate

For wall fixing of rail

Rail can be fixed with slot downwards or sideways

With pre-assembled slide nuts

Heavy design

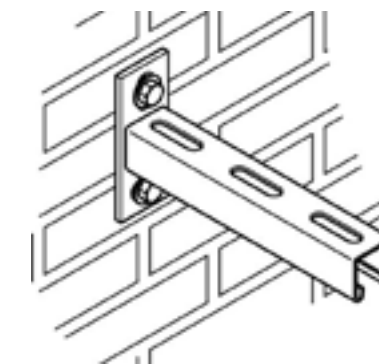
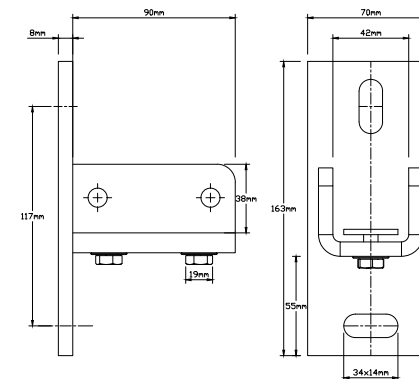
Material: steel 1.0332

Hot dip galvanized

Tested for fire safety

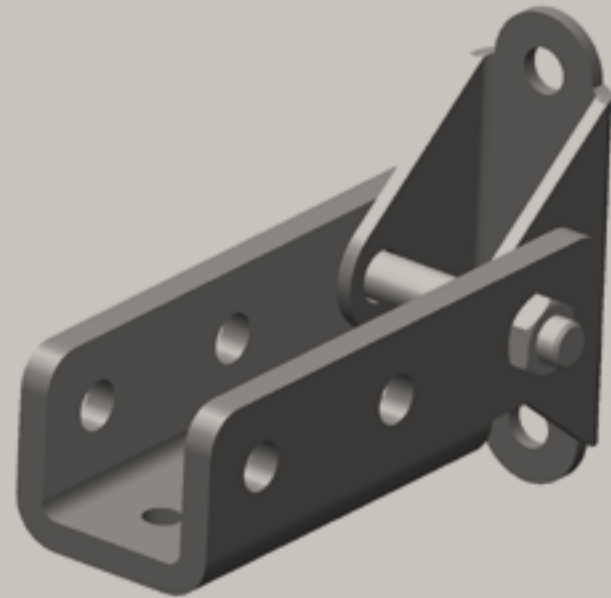


Part No.	For Rail	T (Nm)	Pack 1.
6658 1804	Strut	30	10



Hot Dip Galvanized, Stainless Steel, and Electrical Option available on request.  
With connection nut M8/M10, M10/M12 available on request.  
With M6 Side Nuts available on request.

# BIS Strut Wall Plate (Hinged) (BUP1000)



Part No.	For Rail	Pack 1
6658 1 814	Strut	10

## FEATURES & BENEFITS

Wall plate with hinging U-profile

For wall fixing of rail - downwards or sideways

Also used to strengthen constructions with

Strut 41x41

Material: steel 1.0332

Test (max. 5% red rust) Ref. ISO 9227


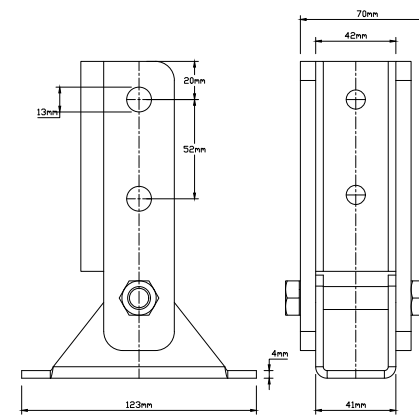
Product is part of the BIS Ultra

Protect® 1000 system

Suitable for in- and outdoor

applications

Stands min. 1.000 hours salt spray



Hot Dip Galvanized, Stainless Steel, and Electrical Option available on request.  
With connection nut M8/M10, M10/M12 available on request.  
With M6 Side Nuts available on request.

# BIS Strut Wall Plate (Hinged)



## FEATURES & BENEFITS

Wall plate with hinging U-profile

For wall fixing of rail

Rail can be fixed with slot downwards or sideways


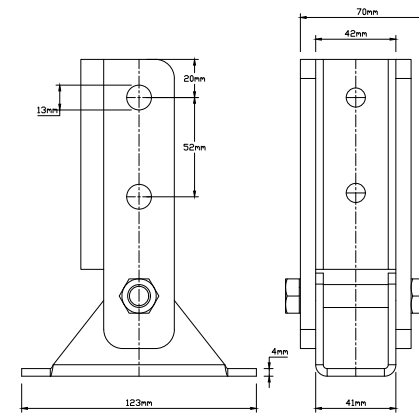
Also used to strengthen constructions with Strut 41x41

Material: steel 1.0332

Hot dip galvanized




Part No.	For Rail	Pack 1
66581814	Strut	10



Hot Dip Galvanized, Stainless Steel, and Electrical Option available on request.  
With connection nut M8/M10, M10/M12 available on request.  
With M6 Side Nuts available on request.

# BIS Rail Props (BUP1000)



## FEATURES & BENEFITS

45° support bracket

For fixing support under, top or on side of a cantilever arm

Also used to strengthen rail constructions

CO2 welded

Material: steel 1.0332

Product is part of the BIS Ultra

Protect® 1000 system

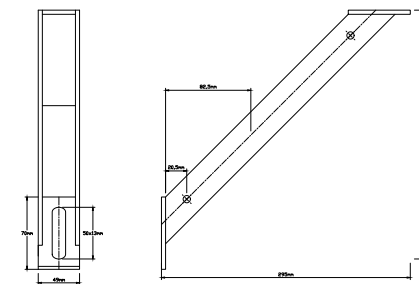
Suitable for in- & outdoor applications

Stands min. 1,000 hours salt spray test

(max. 5% red rust) Ref. to ISO 9227




Part No.	For Rail	Pack1.
6628 8 530	Strut + WM35	10



Hot Dip Galvanized, Stainless Steel, and Electrical Option available on request.  
 With connection nut M8/M10, M10/M12 available on request.  
 With M6 Side Nuts available on request.

# BIS Strut Rail Prop



## FEATURES & BENEFITS

45° support bracket

CO2 welded

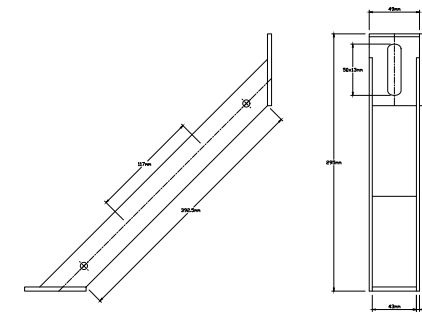
For fixing support under, top or on side of a cantilever arm

Material: steel 1.0332

Hot dip galvanized


Also used to strengthen rail constructions

Part No.	For Rail	Pack 1.
66581930	Strut	10



Hot Dip Galvanized, Stainless Steel, and Electrical Option available on request.  
With connection nut M8/M10, M10/M12 available on request.  
With M6 Side Nuts available on request.

# BIS Rail Prop (ZP)



## FEATURES & BENEFITS

45° support bracket

For fixing support under, top or on side of a cantilever arm

Also used to strengthen rail constructions

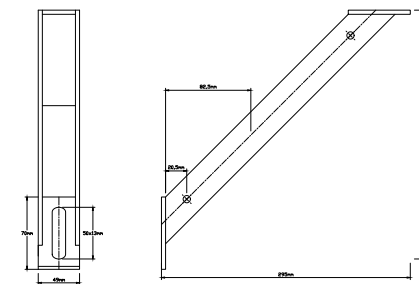
CO2 welded

Material: steel 1.0332

Zinc plated

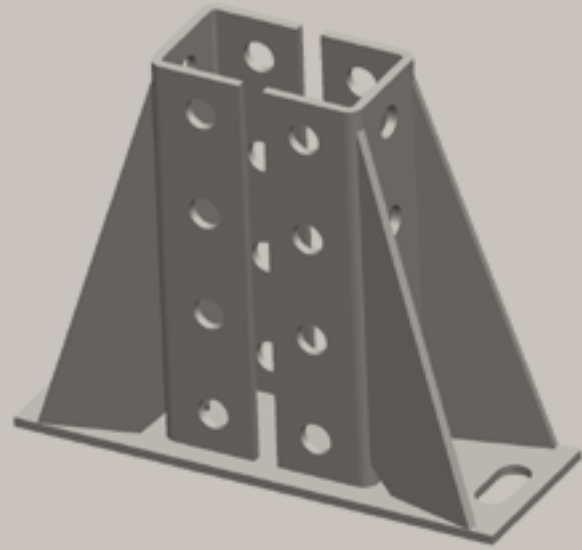


Part No.	For Rail	Pack1.
662 8 530	Strut + WM35	10



Hot Dip Galvanized, Stainless Steel, and Electrical Option available on request.  
 With connection nut M8/M10, M10/M12 available on request.  
 With M6 Side Nuts available on request.

# BIS Strut Floor Bracket (41-82)



## FEATURES & BENEFITS

To make fabrication with Strut Rail

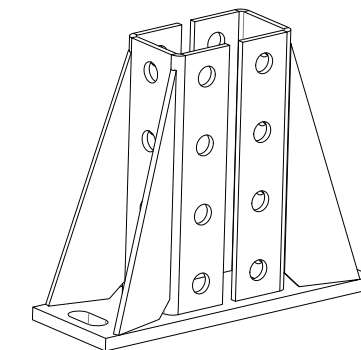
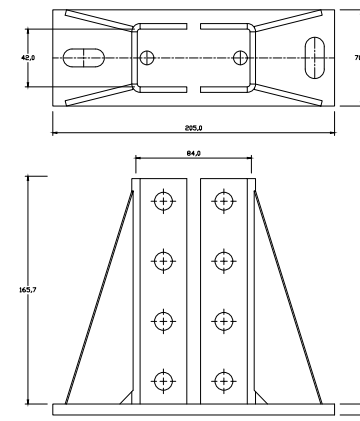
Material: steel 1.0332

Heavy design

Hot dip galvanized




Part No.	For Rail	Pack 1
66581641	Strut 41x41	10
66581682	Strut 41x82	5



Hot Dip Galvanized, Stainless Steel, and Electrical Option available on request.  
With connection nut M8/M10, M10/M12 available on request.  
With M6 Side Nuts available on request.

# BIS RapidStrut Square Slide Nut



## FEATURES & BENEFITS

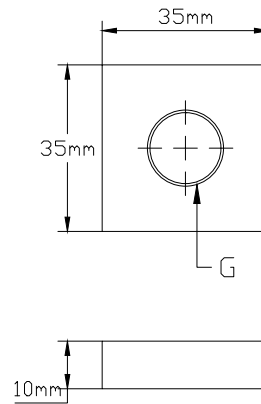
Material: steel 1.0332

Tested for fire safety

Zinc plated




Part No.	G	For Rail	Pack 1.	Pack 2.
6517 016	M16	Strut	50	250



Hot Dip Galvanized, Stainless Steel, and Electrical Option available on request.  
With connection nut M8/M10, M10/M12 available on request.  
With M6 Side Nuts available on request.

# BIS Strut Tee-Bolt 'U'(BUP1000)



## FEATURES & BENEFITS

Slide nut with stud bolt and U-shaped washer

U-shaped for extra stability

Ready-to-use pre-assembled

Material: steel 1.0332

Tested for fire safety

Product is part of the BIS Ultra Protect® 1000 system

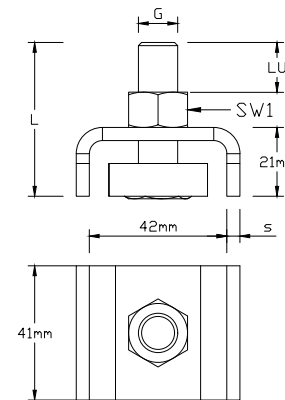
Suitable for in- and outdoor applications

Stands min. 1,000 hours salt spray test

(max. 5% red rust) Ref. to ISO 9227

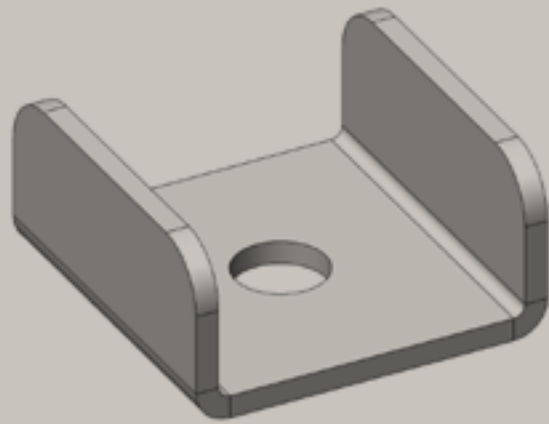


Part No.	G	L (mm)	LU (mm)	s	For Rail (mm)	SW1	Pack1
6527 8 606	M16	60 MM	24	4,0	Strut	24	5



Hot Dip Galvanized, Stainless Steel, and Electrical Option available on request.  
With connection nut M8/M10, M10/M12 available on request.  
With M6 Side Nuts available on request.

# BIS Strut Washers U-Shaped (BUP1000)



## FEATURES & BENEFITS

U-shaped washer

U-shaped for extra stability

Material: steel 1.0332

Tested for fire safety

Product is part of the BIS Ultra

Protect® 1000 system

Suitable for in- & outdoor applications

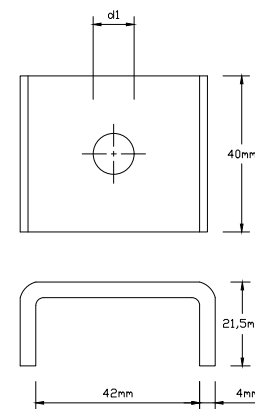
Stands min. 1,000 hours salt spray test

(max. 5% red rust) according to ISO

9227

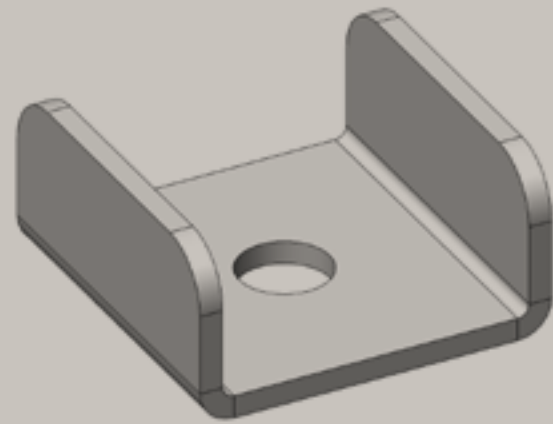
 **HARMONY**  
SUPPLIER

Part No.	For Rail	d1 (mm)	Pack 1
6658 8 008	Strut	9,0	50
6658 8 010	Strut	11,0	50
6658 8 012	Strut	13,0	50
6658 8 016	Strut	17,0	50



Hot Dip Galvanized, Stainless Steel, and Electrical Option available on request.  
With connection nut M8/M10, M10/M12 available on request.  
With M6 Side Nuts available on request.

# BIS Strut Washers U-Shaped



## FEATURES & BENEFITS

U-shaped washer

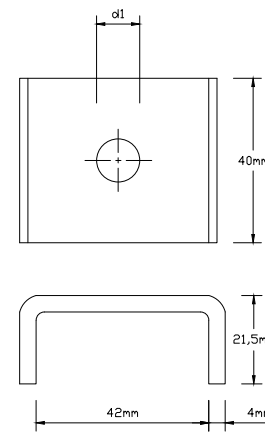
Tested for fire safety

U-shaped for extra stability

Hot dip galvanized

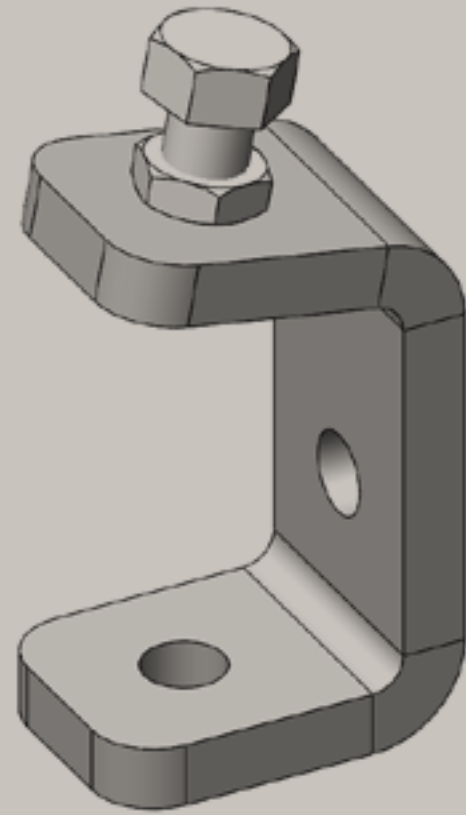
Material: steel 1.0332

Part No.	For Rail	d1 (mm)	Pack 1
6658 8 008	Strut	9,0	50
6658 8 010	Strut	11,0	50
6658 8 012	Strut	13,0	50
6658 8 016	Strut	17,0	50



Ø11 and above tested for fire safety.  
Also available in Stainless Steel 1.4401(AISI 316).

# BIS Sturt Beam Clamps



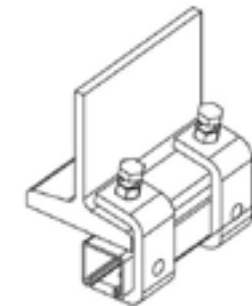
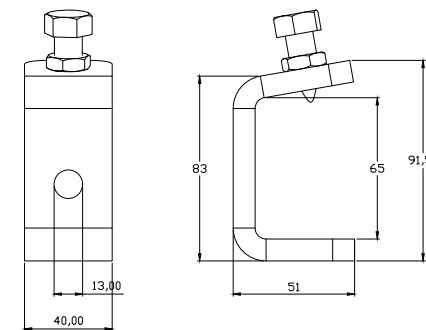
## FEATURES & BENEFITS

For a solid fixing to steel construction  
without the need for welding or drilling  
Always use 2 beam clamps per fixing

Material: steel 1.0332  
Hot dip galvanized

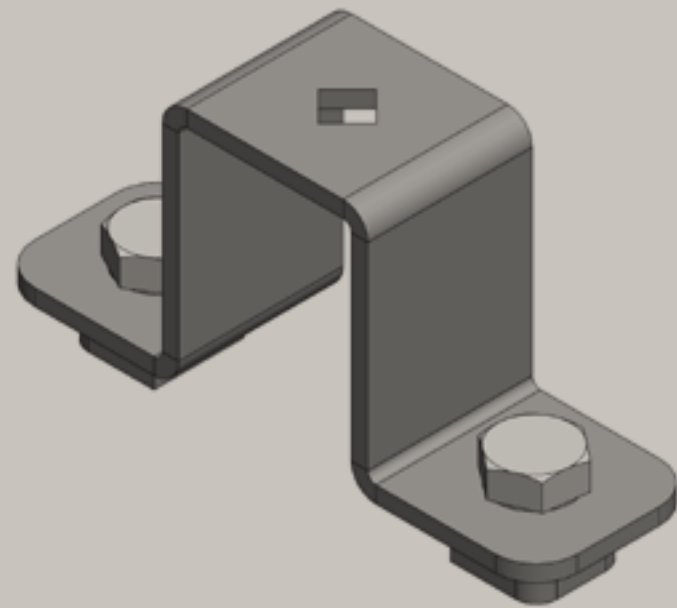


Part No.	For Rail	Pack L
6658 1736	Strut 41x41 + 41x21D	25



Hot Dip Galvanized, Stainless Steel, and Electrical Option available on request.  
With connection nut M8/M10, M10/M12 available on request.  
With M6 Side Nuts available on request.

# BIS RapidStrut Cross Connectors G2 (BUP 1000)




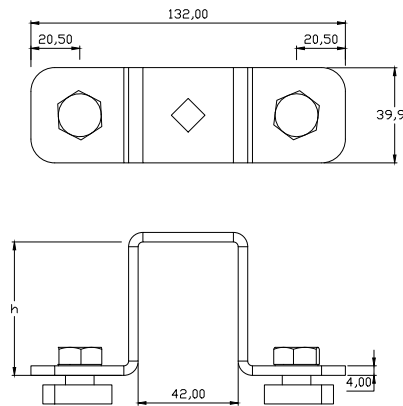
## FEATURES & BENEFITS

Connector with pre-assembled BIS Rapid Strut Slide nut(s) To fabricate with Strut Rail  
Pre-assembled for a quick fixing, & retains assembly in place before final tightening  
'Direct Twist' technology for easy and secure  
Visual guide to check position of slide nut installation

Optimized for easy installation with elec. tools  
Material: metal parts made of steel 1.0332;  
Spring(s): POM (polyoxymethylene), green  
Part of the BIS Ultra Protect 1000 system  
Suitable for in- and outdoor applications  
Stands min. 1,000 hours salt spray test (max. 5% red rust) according to ISO 9227

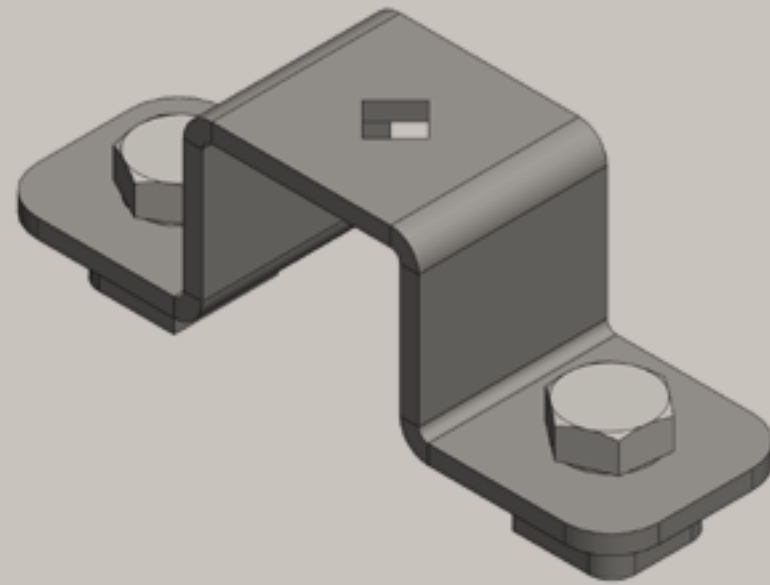
 **HARMONY**  
SUPPLIER

Part No.	h (mm)	For Rail	T (max.) (Nm)	Pack L
6658 8 5402	20	Strut 41x21	15	25
6658 8 5404	40	Strut 41x41	15	25
6658 8 5405	50	Strut 41x51	15	20
6658 8 5406	60	Strut 41x62	15	20
6658 8 5408	80	Strut 41x82	15	10



Hot Dip Galvanized, Stainless Steel, and Electrical Option available on request.  
With connection nut M8/M10, M10/M12 available on request.  
With M6 Side Nuts available on request.

# BIS RapidStrut Cross Connectors G2 (BUP 1000)




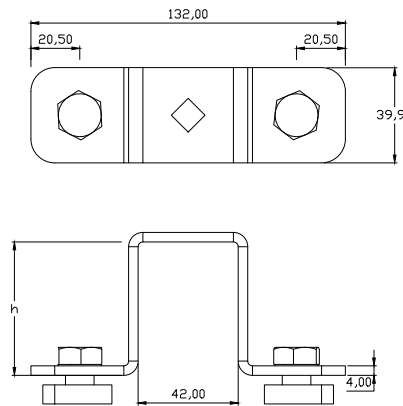
## FEATURES & BENEFITS

Connector with pre-assembled BIS Rapid Strut Slide nut(s) To fabricate with Strut Rail  
Pre-assembled for a quick fixing, & retains assembly in place before final tightening  
'Direct Twist' technology for easy and secure  
Visual guide to check position of slide nut installation

Optimized for easy installation with elec. tools  
Material: metal parts made of steel 1.0332;  
Spring(s): POM (polyoxymethylene), green  
Part of the BIS Ultra Protect 1000 system  
Suitable for in- and outdoor applications  
Stands min. 1,000 hours salt spray test (max. 5% red rust) according to ISO 9227

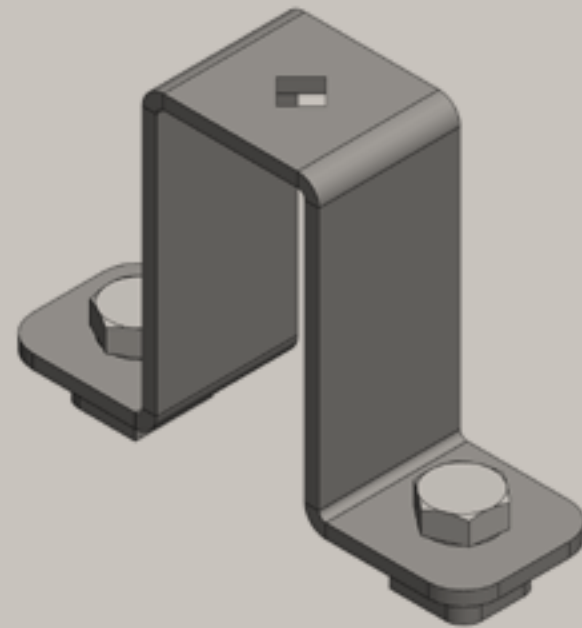
 **HARMONY**  
SUPPLIER

Part No.	h (mm)	For Rail	T (max.) (Nm)	Pack 1
6658 8 5402	20	Strut 41x21	15	25
6658 8 5404	40	Strut 41x41	15	25
6658 8 5405	50	Strut 41x51	15	20
6658 8 5406	60	Strut 41x62	15	20
6658 8 5408	80	Strut 41x82	15	10



Hot Dip Galvanized, Stainless Steel, and Electrical Option available on request.  
With connection nut M8/M10, M10/M12 available on request.  
With M6 Side Nuts available on request.

# BIS RapidStrut Cross Connectors G2 (BUP 1000)




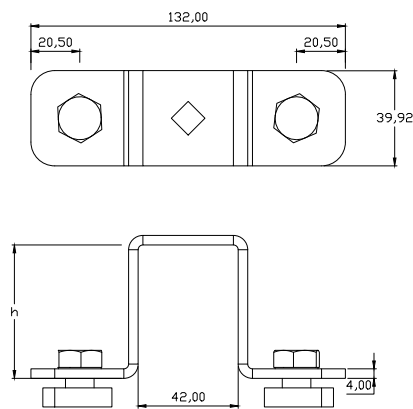
## FEATURES & BENEFITS

Connector with pre-assembled BIS Rapid Strut Slide nut(s) To fabricate with Strut Rail  
Pre-assembled for a quick fixing, & retains assembly in place before final tightening  
'Direct Twist' technology for easy and secure  
Visual guide to check position of slide nut installation

Optimized for easy installation with elec. tools  
Material: metal parts made of steel 1.0332;  
Spring(s): POM (polyoxymethylene), green  
Part of the BIS Ultra Protect 1000 system  
Suitable for in- and outdoor applications  
Stands min. 1,000 hours salt spray test (max. 5% red rust) according to ISO 9227

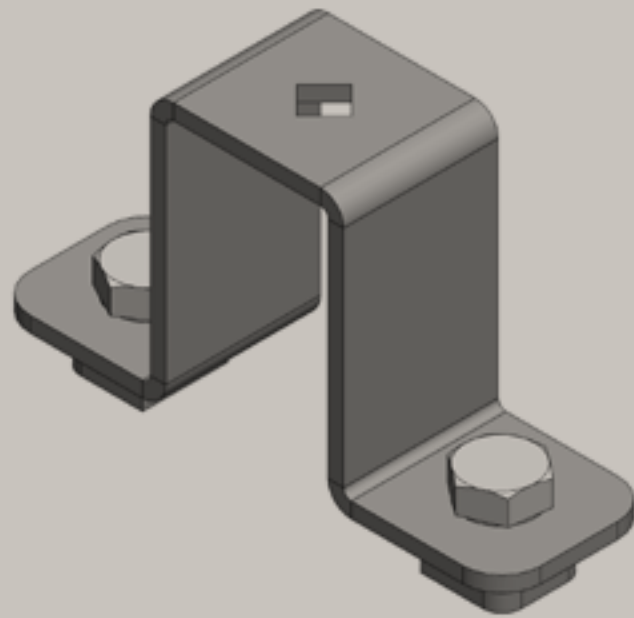
 **HARMONY**  
SUPPLIER

Part No.	h (mm)	For Rail	T (max.) (Nm)	Pack L
6658 8 5402	20	Strut 41x21	15	25
6658 8 5404	40	Strut 41x41	15	25
6658 8 5405	50	Strut 41x51	15	20
6658 8 5406	60	Strut 41x62	15	20
6658 8 5408	80	Strut 41x82	15	10



Hot Dip Galvanized, Stainless Steel, and Electrical Option available on request.  
With connection nut M8/M10, M10/M12 available on request.  
With M6 Side Nuts available on request.

# BIS RapidStrut Cross Connectors G2 (BUP 1000 )




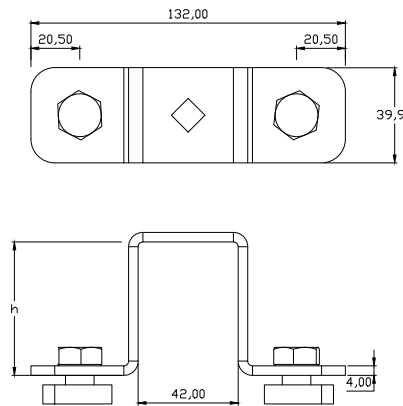
## FEATURES & BENEFITS

Connector with pre-assembled BIS Rapid Strut Slide nut(s) To fabricate with Strut Rail  
Pre-assembled for a quick fixing, & retains assembly in place before final tightening  
'Direct Twist' technology for easy and secure  
Visual guide to check position of slide nut installation

Optimized for easy installation with elec. tools  
Material: metal parts made of steel 1.0332;  
Spring(s): POM (polyoxymethylene), green  
Part of the BIS Ultra Protect 1000 system  
Suitable for in- and outdoor applications  
Stands min. 1,000 hours salt spray test (max. 5% red rust) according to ISO 9227

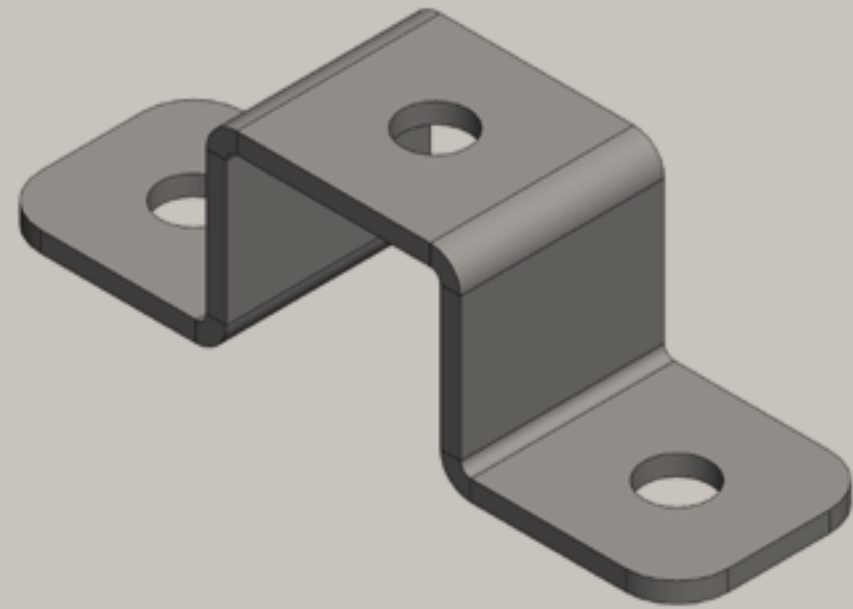
 **HARMONY**  
SUPPLIER

Part No.	h (mm)	For Rail	T (max.) (Nm)	Pack L
6658 8 5402	20	Strut 41x21	15	25
6658 8 5404	40	Strut 41x41	15	25
6658 8 5405	50	Strut 41x51	15	20
6658 8 5406	60	Strut 41x62	15	20
6658 8 5408	80	Strut 41x82	15	10



Hot Dip Galvanized, Stainless Steel, and Electrical Option available on request.  
With connection nut M8/M10, M10/M12 available on request.  
With M6 Side Nuts available on request.

# BIS RapidStrut Cross Connectors



## FEATURES & BENEFITS

To make fabrication with Strut Rail


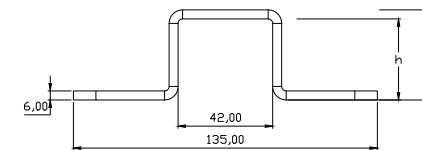
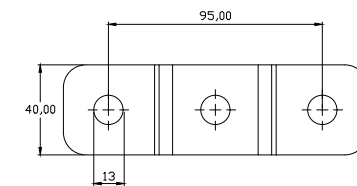
Material: steel 1.0332

Easy fitting due to rounded edges

Hot dip galvanized



Part No.	H (mm)	h (mm)	For Rail	Pack 1
6658 1 402	26	20	Strut 41x21	25
6658 1 404	46	40	Strut 41x41	25
6658 1 406	66	60	Strut 41x62	20
6658 1 408	87	81	Strut 41x82	10



Hot Dip Galvanized, Stainless Steel, and Electrical Option available on request.  
 With connection nut M8/M10, M10/M12 available on request.  
 With M6 Side Nuts available on request.

# BIS Strut Clamps With Lining

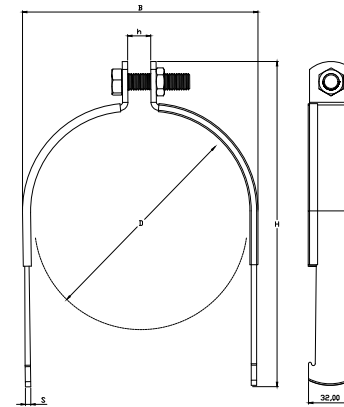


## FEATURES & BENEFITS

- Two-part clamp
- For direct fixing of pipes to Strut Rail
- Both ends suitable for locating into Strut Rail
- Sound insulating lining according DIN 4109
- Material: steel 1.0226
- Pre-galvanized
- Noise insulating lining, EPDM rubber,
- black

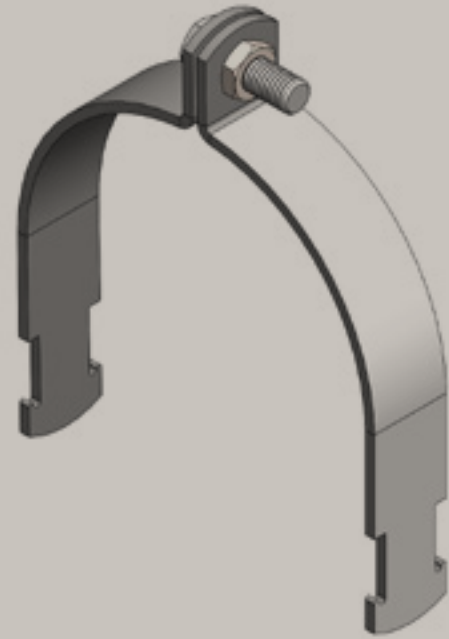


Part No.	D (mm)	D (")	DN (mm)	B (mm)	H (mm)	h (mm)	s (mm)	SW1 (mm)	Pack 1
210 5 090	85-90	3	80	98	134	12	2,0	13	50
210 5 110	105-110	-	-	117	159	17	2,5	17	50
210 5 140	130-140	5	125	147	189	17	2,5	17	25
210 5 160	150-160	-	-	165	210	17	3,0	17	25
210 5 200	190-200	-	-	208	244	17	3,0	17	25
210 5 225	215-225	8	200	233	276	17	3,0	17	25
210 5 250	240-250	-	-	258	301	17	3,0	17	25
210 5 315	315			323	366	17	3,0	17	25



Hot Dip Galvanized, Stainless Steel, and Electrical Option available on request.  
With connection nut M8/M10, M10/M12 available on request.  
With M6 Side Nuts available on request.

# BIS Strut Clamps



## FEATURES & BENEFITS

Two-part clamp

For direct fixing of pipes to Strut Rail

Pre-galvanized

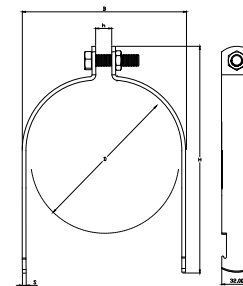
Both ends suitable for locating into

Strut Rail

Material: steel 1.0226

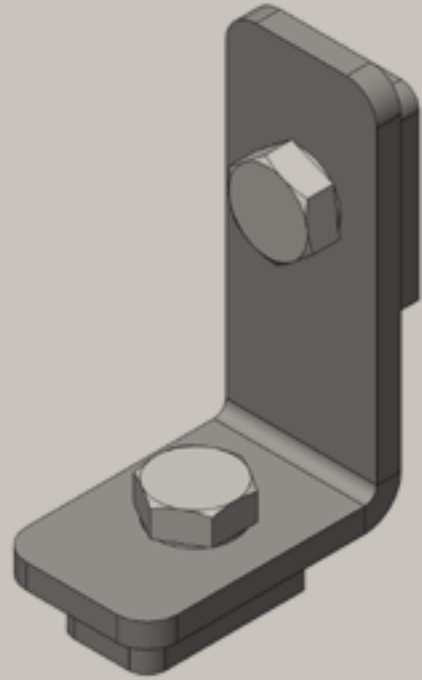
 **HARMONY**  
SUPPLIER

Part No.	D (mm)	D (")	DN (mm)	B (mm)	H (mm)	h (mm)	s (mm)	SW1 (mm)	Pack1
200 5 010	9_10	-	-	13	47	5,0	1,5	10	100
200 5 012	10_12	1\8	6	15	49	5,0	1,5	10	100
200 5 014	12_14	1\4	8	17	51	5,0	1,5	10	100
200 5 016	14_16	-	-	19	53	5,0	1,5	10	100
200 5 018	16_18	3\8	10	21	55	7,5	1,5	10	100
200 5 022	20_22	1\2	15	25	58	10,0	1,5	10	100
200 5 026	22_26	-	-	29	62	10,0	1,5	10	100
200 5 030	26_30	3\4	20	33	67	10,0	1,5	10	100
200 5 035	30_35	1	25	38	72	10,0	1,5	10	100
200 5 040	35_40	-	-	43	77	10,0	1,5	10	100
200 5 045	40_45	1\4	32	48	82	10,0	1,5	10	100
200 5 050	45_50	1\2	40	54	88	10,0	2,0	13	100
200 5 055	50_55	-	-	59	93	10,0	2,0	13	100
200 5 060	55_60	-	-	64	98	10,0	2,0	13	100
200 5 065	60_65	2	50	69	103	10,0	2,0	13	100
200 5 070	65_70	-	-	74	108	10,0	2,0	13	100
200 5 075	70_75	-	-	79	113	10,0	2,0	13	50
200 5 080	75_80	2\2	65	84	118	10,0	2,0	13	50
200 5 085	80_85	-	-	89	123	10,0	2,0	13	50
200 5 090	85_90	3	80	94	128	10,0	2,0	13	50
200 5 095	90_95	-	-	99	133	10,0	2,0	13	50
200 5 100	95_100	-	-	104	138	10,0	2,0	13	50
200 5 105	100_105	-	-	110	148	15,0	2,5	17	50
200 5 110	105_110	-	-	115	153	15,0	2,5	17	50
200 5 120	110_120	4	100	125	163	15,0	2,5	17	50
200 5 130	120_130	-	-	135	173	15,0	2,5	17	25
200 5 140	130_140	5	125	145	183	15,0	2,5	17	25
200 5 150	140_150	-	-	155	193	15,0	2,5	17	25
200 5 160	150_160	-	-	166	204	15,0	3,0	17	25
200 5 170	160_170	6	150	176	214	15,0	3,0	17	25
200 5 200	190_200	-	-	206	244	15,0	3,0	17	25
200 5 225	215_225	8	200	231	269	15,0	3,0	17	17/25
200 5 250	240_250	-	-	256	294	15,0	3,0	17	25



Hot Dip Galvanized, Stainless Steel, and Electrical Foption available on request.  
With connection nut M8/M10, M10/M12 available on request.  
With M6 Side Nuts available on request.

# BIS RapidStrut Rail G2 Connectors 90 (BUP1000)


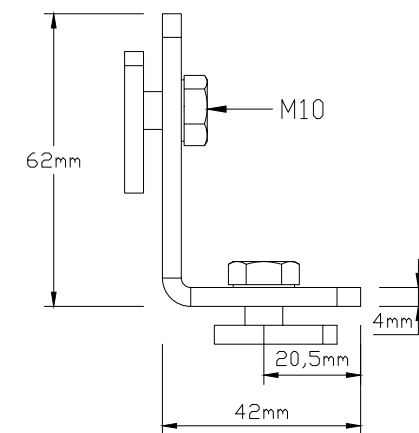


## FEATURES & BENEFITS

pre-assembled BIS Rapid Strut® Slide nut(s)	Part of the BIS Ultra Protect® 1000 system
'Direct Twist' Tech for easy & secure Inst.	Suitable for in- and outdoor applications
Visual guide to check position of the slide nut	Stands min. 1,000 hours salt spray test
Part Nr. 6658 8 520X: optimized for easy installation with electrical tools	(max. 5% red rust) according to ISO 9227
Material: metal parts made of steel 1.0332;	Ready-to-use pre-assembled for a quick fixing, and retains assembly in place before final tightening

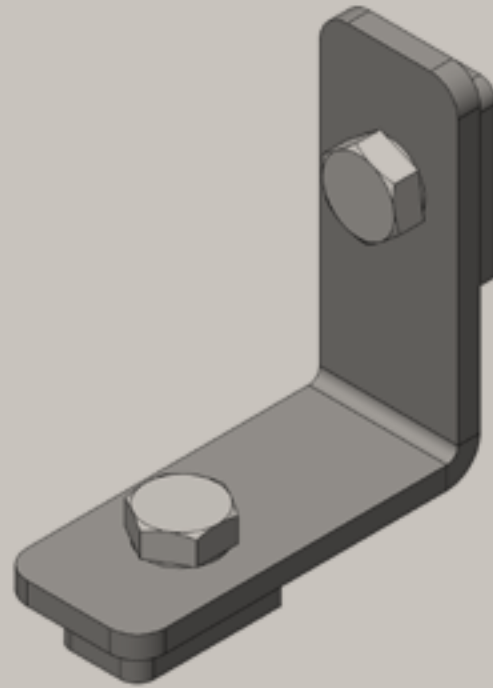
 **HARMONY**  
SUPPLIER

Part No.	Model	Type (°)	For Rail	a (mm)	T(max.)	Pack 1
6658 8 5102	Short/Short	2 Sides pre-assembled	Strut	90°	15	50
6658 8 5202	Short/Short	2 Sides pre-assembled	Strut	90°	15	50
6658 8 5203	Short/Long	2 Sides pre-assembled	Strut	90°	15	25
6658 8 5205	Long/Long	2 Sides pre-assembled	Strut	90°	15	20



Hot Dip Galvanized, Stainless Steel, and Electrical Option available on request.  
With connection nut M8/M10, M10/M12 available on request.  
With M6 Side Nuts available on request.

# BIS RapidStrut Rail G2 Connectors 90 (BUP1000)

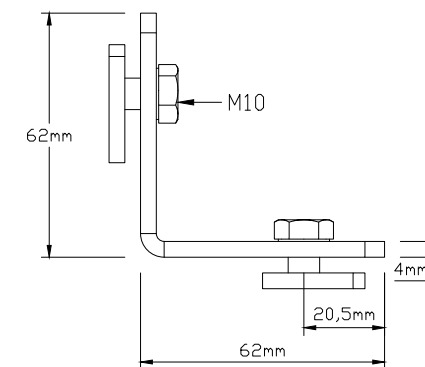


## FEATURES & BENEFITS

pre-assembled BIS Rapid Strut® Slide nut(s)	Part of the BIS Ultra Protect® 1000 system
'Direct Twist' Tech for easy & secure Inst.	Suitable for in- and outdoor applications
Visual guide to check position of the slide nut	Stands min. 1,000 hours salt spray test
Part Nr. 6658 8 520X: optimized for easy installation with electrical tools	(max. 5% red rust) according to ISO 9227
Material: metal parts made of steel 1.0332;	Ready-to-use pre-assembled for a quick fixing, and retains assembly in place before final tightening

 **HARMONY**  
SUPPLIER

Part No.	Model	Type (°)	For Rail	a (mm)	T(max.)	Pack 1
6658 8 5102	Short/Short	2 Sides pre-assembled	Strut	90°	15	50
6658 8 5202	Short/Short	2 Sides pre-assembled	Strut	90°	15	50
6658 8 5203	Short/Long	2 Sides pre-assembled	Strut	90°	15	25
6658 8 5205	Long/Long	2 Sides pre-assembled	Strut	90°	15	20



Hot Dip Galvanized, Stainless Steel, and Electrical Option available on request.  
With connection nut M8/M10, M10/M12 available on request.  
With M6 Side Nuts available on request.

# BIS RapidStrut Rail G2 Connectors 90 (BUP1000)

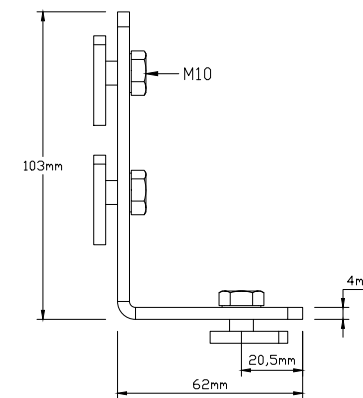


## FEATURES & BENEFITS

pre-assembled BIS Rapid Strut® Slide nut(s)	Part of the BIS Ultra Protect® 1000 system
'Direct Twist' Tech for easy & secure Inst.	Suitable for in- and outdoor applications
Visual guide to check position of the slide nut	Stands min. 1,000 hours salt spray test
Part Nr. 6658 8 520X: optimized for easy installation with electrical tools	(max. 5% red rust) according to ISO 9227
Material: metal parts made of steel 1.0332;	Ready-to-use pre-assembled for a quick fixing, and retains assembly in place before final tightening

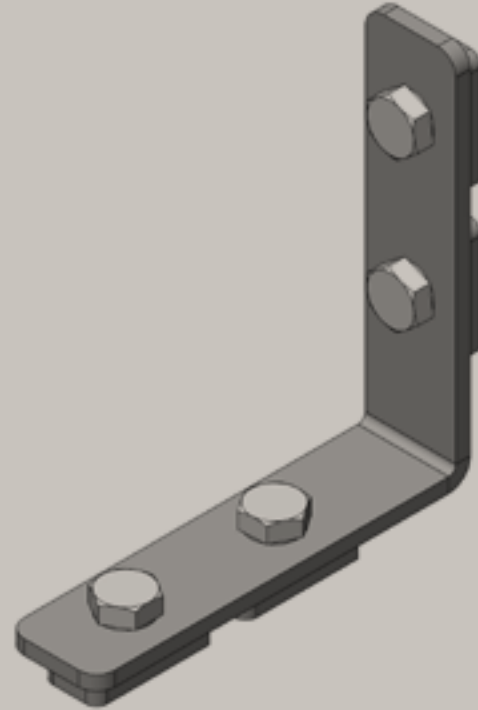
 **HARMONY**  
SUPPLIER

Part No.	Model	Type (°)	For Rail	a (mm)	T(max.)	Pack 1
6658 8 5102	Short/Short	2 Sides pre-assembled	Strut	90°	15	50
6658 8 5202	Short/Short	2 Sides pre-assembled	Strut	90°	15	50
6658 8 5203	Short/Long	2 Sides pre-assembled	Strut	90°	15	25
6658 8 5205	Long/Long	2 Sides pre-assembled	Strut	90°	15	20



Hot Dip Galvanized, Stainless Steel, and Electrical Option available on request.  
With connection nut M8/M10, M10/M12 available on request.  
With M6 Side Nuts available on request.

# BIS RapidStrut Rail G2 Connectors 90 (BUP1000)

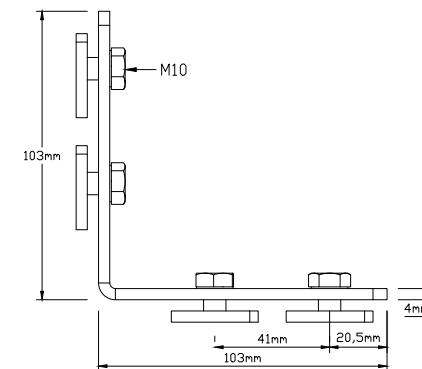


## FEATURES & BENEFITS

pre-assembled BIS Rapid Strut® Slide nut(s)	Part of the BIS Ultra Protect® 1000 system
'Direct Twist' Tech for easy & secure Inst.	Suitable for in- and outdoor applications
Visual guide to check position of the slide nut	Stands min. 1,000 hours salt spray test
Part Nr. 6658 8 520X: optimized for easy installation with electrical tools	(max. 5% red rust) according to ISO 9227
Material: metal parts made of steel 1.0332;	Ready-to-use pre-assembled for a quick fixing, and retains assembly in place before final tightening

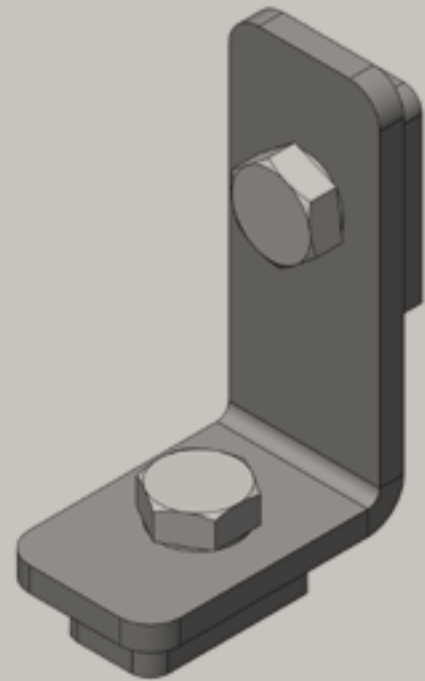
 **HARMONY**  
SUPPLIER

Part No.	Model	Type (°)	For Rail	a (mm)	T(max.)	Pack 1
6658 8 5102	Short/Short	2 Sides pre-assembled	Strut	90°	15	50
6658 8 5202	Short/Short	2 Sides pre-assembled	Strut	90°	15	50
6658 8 5203	Short/Long	2 Sides pre-assembled	Strut	90°	15	25
6658 8 5205	Long/Long	2 Sides pre-assembled	Strut	90°	15	20



Hot Dip Galvanized, Stainless Steel, and Electrical Option available on request.  
With connection nut M8/M10, M10/M12 available on request.  
With M6 Side Nuts available on request.

# BIS RapidStrut Rail Connectors 90 (BUP1000)

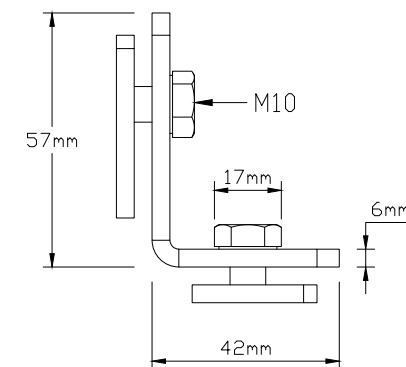


## FEATURES & BENEFITS

pre-assembled BIS Rapid Strut® Slide nut(s)	Part of the BIS Ultra Protect® 1000 system
'Direct Twist' Tech for easy & secure Inst.	Suitable for in- and outdoor applications
Visual guide to check position of the slide nut	Stands min. 1,000 hours salt spray test
Part Nr. 6658 8 520X: optimized for easy installation with electrical tools	(max. 5% red rust) according to ISO 9227
Material: metal parts made of steel 1.0332;	Ready-to-use pre-assembled for a quick fixing, and retains assembly in place before final tightening

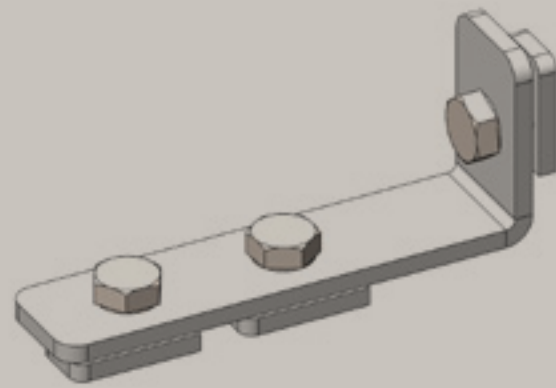
 **HARMONY**  
SUPPLIER

Part No.	Model	Type	For Rail	a (°)	T(max.) (mm)	Pack1
6658 8 302	Short/Short	1 Sides pre-assembled	Strut	90°	15	50
6658 8 303	Short/Long	1 Sides pre-assembled	Strut	90°	15	25
6658 8 305	Long/Long1	Sides pre-assembled	Strut	90°	15	20



Hot Dip Galvanized, Stainless Steel, and Electrical Option available on request.  
With connection nut M8/M10, M10/M12 available on request.  
With M6 Side Nuts available on request.

# BIS RapidStrut Rail Connectors 90 (BUP1000)

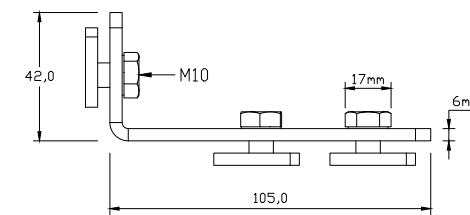


## FEATURES & BENEFITS

pre-assembled BIS Rapid Strut® Slide nut(s)	Part of the BIS Ultra Protect® 1000 system
'Direct Twist' Tech for easy & secure Inst.	Suitable for in- and outdoor applications
Visual guide to check position of the slide nut	Stands min. 1,000 hours salt spray test
Part Nr. 6658 8 520X: optimized for easy installation with electrical tools	(max. 5% red rust) according to ISO 9227
Material: metal parts made of steel 1.0332;	Ready-to-use pre-assembled for a quick fixing, and retains assembly in place before final tightening

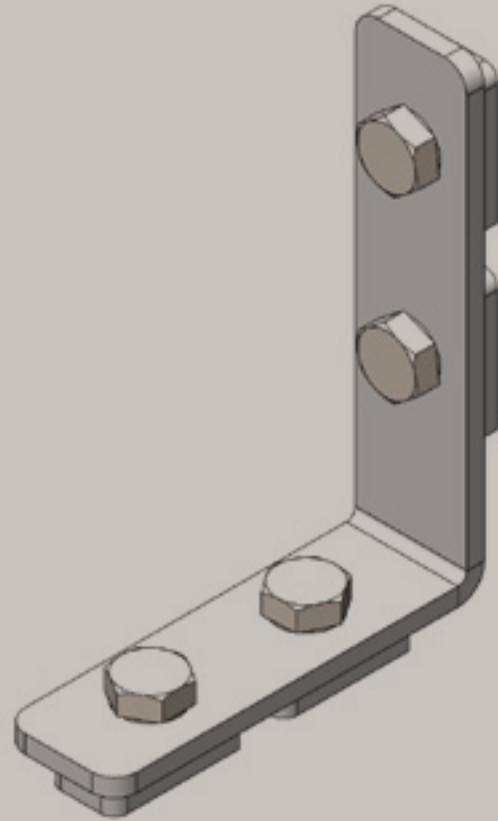
 **HARMONY**  
SUPPLIER

Part No.	Model	Type	For Rail	a (°)	T(max.) (mm)	Pack 1
6658 8 302	Short/Short	1 Sides pre-assembled	Strut	90°	15	50
6658 8 303	Short/Long	1 Sides pre-assembled	Strut	90°	15	25
6658 8 305	Long/Long1	Sides pre-assembled	Strut	90°	15	20



Hot Dip Galvanized, Stainless Steel, and Electrical Option available on request.  
With connection nut M8/M10, M10/M12 available on request.  
With M6 Side Nuts available on request.

# BIS RapidStrut Rail Connectors 90 (BUP1000)



## FEATURES & BENEFITS

Connector with pre-assembled BIS

RapidStrut® Slide nut(s)

To make fabrication with Strut Rail

Ready-to-use pre-assembled for a quick

fixing, and retains assembly in place before  
final tightening

Material: metal parts made of steel 1.0332

Product is part of the BIS Ultra Protect®

1000 system

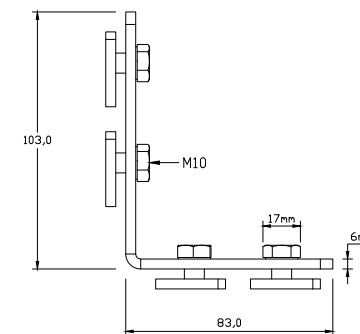
Suitable for in- and outdoor applications

Stands min. 1,000 hours salt spray test

(max. 5% red rust) according to ISO 9227

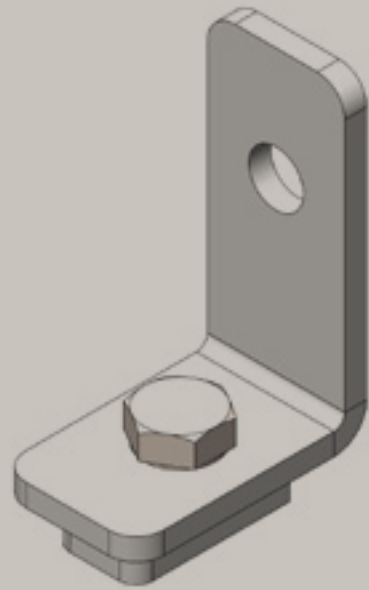
 **HARMONY**  
SUPPLIER

Part No.	Model	Type	For Rail	a (°)	T(max.) (mm)	Pack 1
6658 8 302	Short/Short	1 Sides pre-assembled	Strut	90°	15	50
6658 8 303	Short/Long	1 Sides pre-assembled	Strut	90°	15	25
6658 8 305	Long/Long1	Sides pre-assembled	Strut	90°	15	20



Hot Dip Galvanized, Stainless Steel, and Electrical Option available on request.  
With connection nut M8/M10, M10/M12 available on request.  
With M6 Side Nuts available on request.

# BIS RapidStrut Rail Connectors 90 (BUP1000)



## FEATURES & BENEFITS

Connector with pre-assembled BIS

RapidStrut® Slide nut(s)

To make fabrication with Strut Rail

Ready-to-use pre-assembled for a quick

fixing, and retains assembly in place before

final tightening

Material: metal parts made of steel 1.0332

Product is part of the BIS Ultra Protect®

1000 system

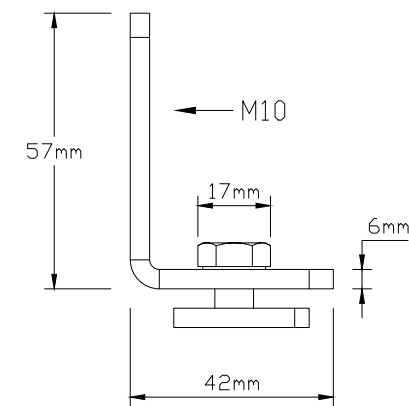
Suitable for in- and outdoor applications

Stands min. 1,000 hours salt spray test

(max. 5% red rust) according to ISO 9227

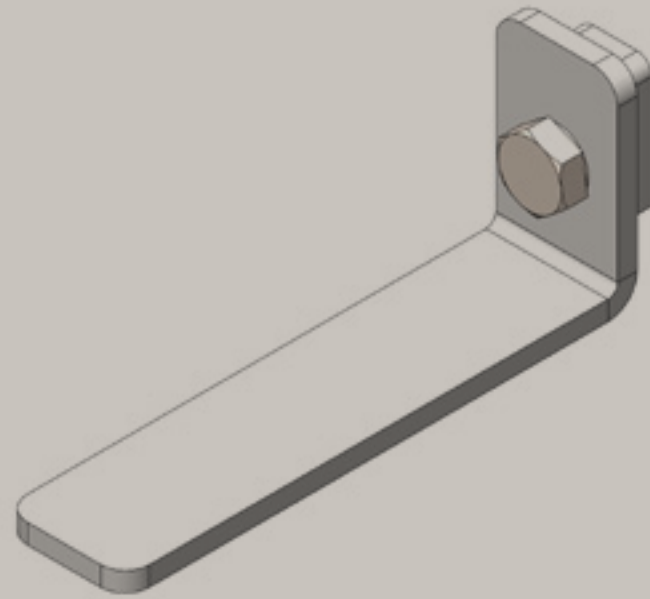
 **HARMONY**  
SUPPLIER

Part No.	Model	Type	For Rail	a (°)	T(max.) (mm)	Pack1
6658 8 302	Short/Short	1 Sides pre-assembled	Strut	90°	15	50
6658 8 303	Short/Long	1 Sides pre-assembled	Strut	90°	15	25
6658 8 305	Long/Long1	Sides pre-assembled	Strut	90°	15	20



Hot Dip Galvanized, Stainless Steel, and Electrical Option available on request.  
With connection nut M8/M10, M10/M12 available on request.  
With M6 Side Nuts available on request.

# BIS RapidStrut Rail Connectors 90 (BUP1000)



## FEATURES & BENEFITS

Connector with pre-assembled BIS

RapidStrut® Slide nut(s)

To make fabrication with Strut Rail

Ready-to-use pre-assembled for a quick

fixing, and retains assembly in place before  
final tightening

Material: metal parts made of steel 1.0332

Product is part of the BIS Ultra Protect®

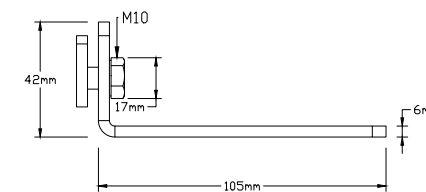
1000 system

Suitable for in- and outdoor applications

Stands min. 1,000 hours salt spray test  
(max. 5% red rust) according to ISO 9227

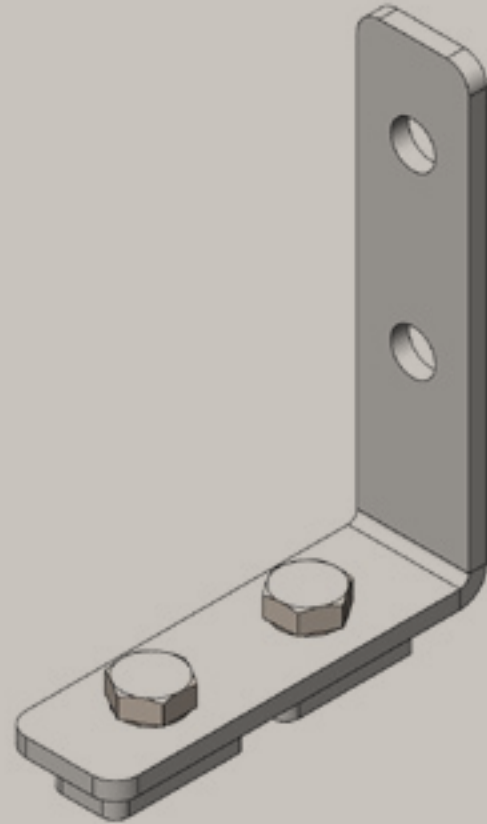
 **HARMONY**  
SUPPLIER

Part No.	Model	Type	For Rail	a (°)	T(max.) (mm)	Pack 1
6658 8 302	Short/Short	1 Sides pre-assembled	Strut	90°	15	50
6658 8 303	Short/Long	1 Sides pre-assembled	Strut	90°	15	25
6658 8 305	Long/Long1	Sides pre-assembled	Strut	90°	15	20



Hot Dip Galvanized, Stainless Steel, and Electrical Option  
available on request.  
With connection nut M8/M10, M10/M12 available on request.  
With M6 Side Nuts available on request.

# BIS RapidStrut Rail Connectors 90 (BUP1000)



## FEATURES & BENEFITS

Connector with pre-assembled BIS

RapidStrut® Slide nut(s)

To make fabrication with Strut Rail

Ready-to-use pre-assembled for a quick

fixing, and retains assembly in place before

final tightening

Material: metal parts made of steel 1.0332

Product is part of the BIS Ultra Protect®

1000 system

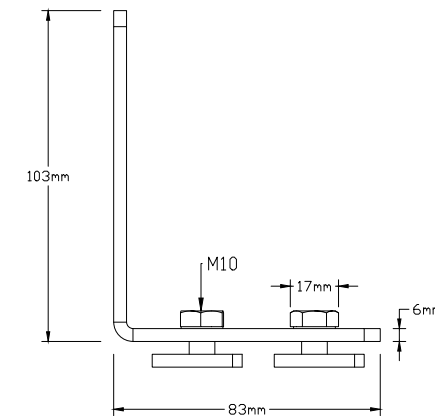
Suitable for in- and outdoor applications

Stands min. 1,000 hours salt spray test

(max. 5% red rust) according to ISO 9227

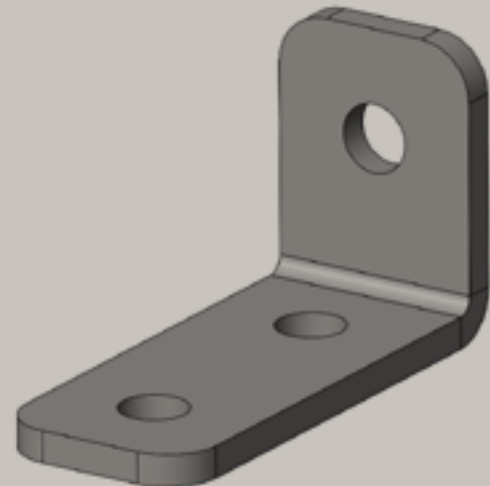
 **HARMONY**  
SUPPLIER

Part No.	Model	Type	For Rail	a (°)	T(max.) (mm)	Pack1
6658 8 302	Short/Short	1 Sides pre-assembled	Strut	90°	15	50
6658 8 303	Short/Long	1 Sides pre-assembled	Strut	90°	15	25
6658 8 305	Long/Long1	Sides pre-assembled	Strut	90°	15	20



Hot Dip Galvanized, Stainless Steel, and Electrical Option available on request.  
With connection nut M8/M10, M10/M12 available on request.  
With M6 Side Nuts available on request.

# BIS Strut Connectors 90 -1

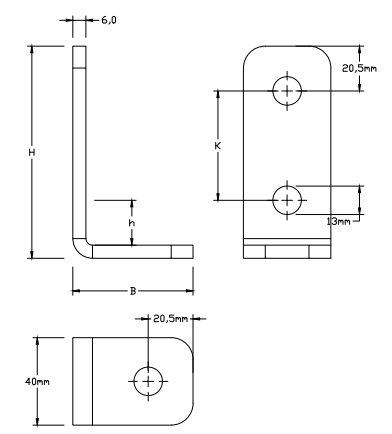


## FEATURES & BENEFITS

To make fabrication with Strut Rail  
Easy fitting due to rounded edges

Material: steel 1.0332  
Hot dip galvanized


Part No.	Model	B (mm)	H (mm)	h (mm)	For Rail	k (mm)	a (°)	Pack1
6658 1201	2 holes	49	49	23	Strut	-	90°	50
6658 1207	2 holes	57	41	15	Strut	-	90°	50
6658 1214	3 holes	99	41	15	Strut	41	90°	25
6658 1221	3 holes	91	49	23	Strut	41	90°	25
6658 1228	4 holes	91	91	23	Strut	41	90°	25



Hot Dip Galvanized, Stainless Steel, and Electrical Option available on request.  
With connection nut M8/M10, M10/M12 available on request.  
With M6 Side Nuts available on request.



# BIS Strut Connectors 90 -2



## FEATURES & BENEFITS

To make fabrication with Strut Rail

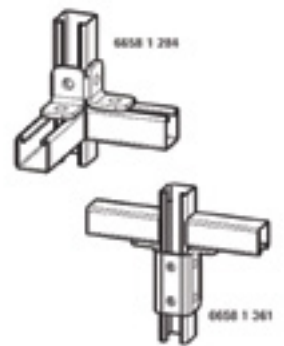
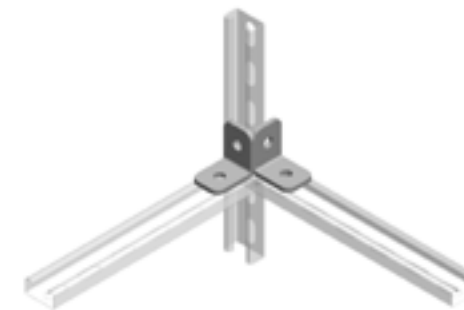
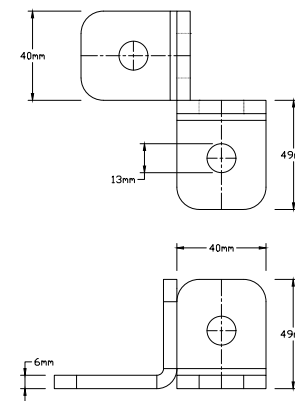
Material: steel 1.0332

Easy fitting due to rounded edges

Hot dip galvanized




Part No.	For Rail	a	Pack 1
	(°)		
6658 1 284	Strut	90°	25
6658 1 361	Strut	90°	10



Hot Dip Galvanized, Stainless Steel, and Electrical Option available on request.  
 With connection nut M8/M10, M10/M12 available on request.  
 With M6 Side Nuts available on request.

# BIS Strut Connectors 90 -2



## FEATURES & BENEFITS

Lock bolts with combi cross recessed head.

For horizontal and vertical applications.

Profiled for extra strength.

Screws secured with anti-loss washer.

Temperature resistance from -20 °C to +110 °C.

Electrogalvanized as per ASTM B 633

Standards (SC3), B5 1706 FE/ZN 12.

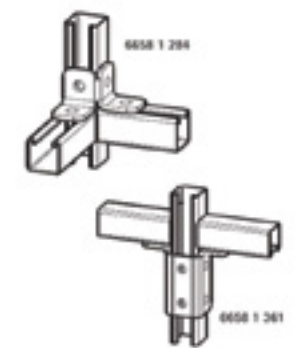

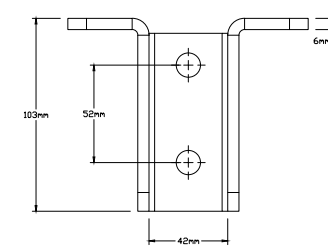
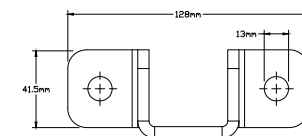
Noise insulating lining, rubber, black.

Noise reduction up to 18dB (A).

Material: steel.

 **HARMONY**  
SUPPLIER

Part No.	For Rail	a	Pack 1
	(°)		
6658 1 284	Strut	90°	25
6658 1 361	Strut	90°	10



Hot Dip Galvanized, Stainless Steel, and Electrical Option available on request.  
With connection nut M8/M10, M10/M12 available on request.  
With M6 Side Nuts available on request.

# BIS Strut Connectors 90 -3



## FEATURES & BENEFITS

To make fabrication with Strut Rail

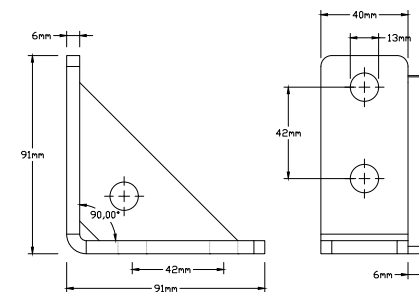
Material: steel 1.0332

Easy fitting due to rounded edges

Hot dip galvanized



Part No.	For Rail	a	Pack 1
	(°)		
DMC77581291	Strut	90°	25



Hot Dip Galvanized, Stainless Steel, and Electrical Option available on request.  
 With connection nut M8/M10, M10/M12 available on request.  
 With M6 Side Nuts available on request.

# BIS Strut Connectors 90 (BUP1000) -3



## FEATURES & BENEFITS

To make fabrication with Strut Rail

Easy fitting due to rounded edges

Material: steel 1.0332

Surface protection:

Product is part of the BIS

UltraProtect@1000 system

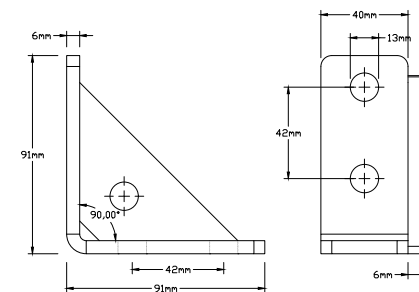
Suitable for in- & outdoor applications

Stands min. 1,000 hours salt spray test

(max. 5% red rust) according to ISO 9227




Part No.	For Rail	a	Pack 1
	(°)		
DMC77581291	Strut	90°	25



Hot Dip Galvanized, Stainless Steel, and Electrical Option available on request.  
With connection nut M8/M10, M10/M12 available on request.  
With M6 Side Nuts available on request.

# BIS Strut Connector-1



## FEATURES & BENEFITS

To make fabrication with Strut Rail

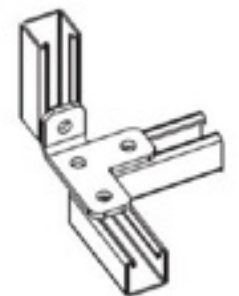

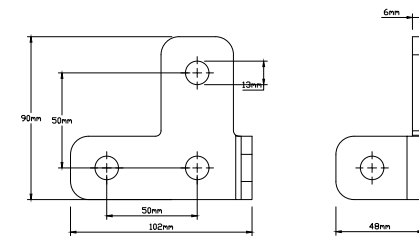
Material: steel 1.0332

Easy fitting due to rounded edges

Hot dip galvanized

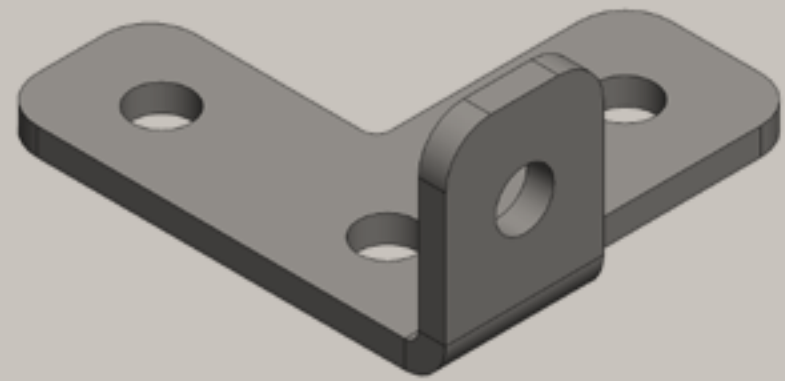


Part No.	For Rail (°)	a	Pack 1
6658 8 300	Strut	-	25
6658 8 300	Strut	90°	25
6658 8 300	Strut	90°	25



Hot Dip Galvanized, Stainless Steel, and Electrical Option available on request.  
 With connection nut M8/M10, M10/M12 available on request.  
 With M6 Side Nuts available on request.

# BIS Strut Connector-1



## FEATURES & BENEFITS

To make fabrication with Strut Rail

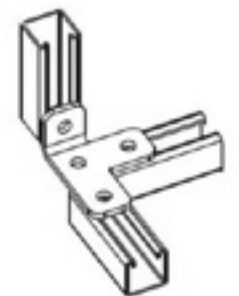
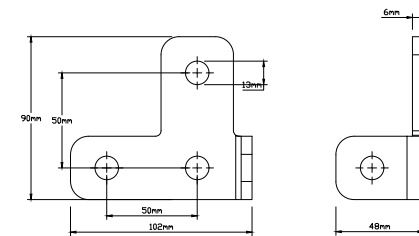
Material: steel 1.0332

Easy fitting due to rounded edges

Hot dip galvanized



Part No.	For Rail (°)	a	Pack 1
6658 8 300	Strut	-	25
6658 8 300	Strut	90°	25
6658 8 300	Strut	90°	25



Hot Dip Galvanized, Stainless Steel, and Electrical Option available on request.  
 With connection nut M8/M10, M10/M12 available on request.  
 With M6 Side Nuts available on request.

# BIS Strut Connector-2



## FEATURES & BENEFITS

To make fabrication with Strut Rail

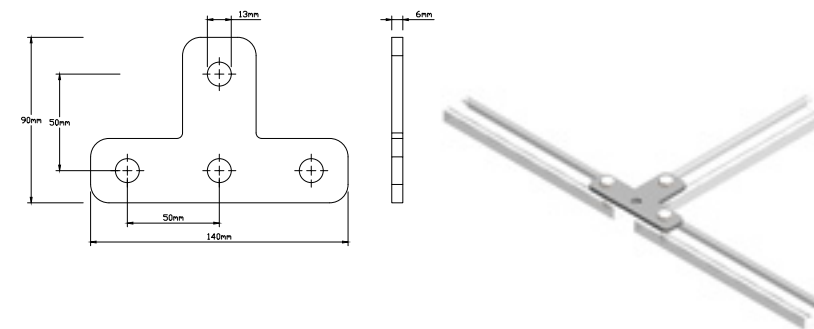
Material: steel 1.0332

Easy fitting due to rounded edges

Hot dip galvanized




Part No.	For Rail (°)	a	Pack 1
6658 8 300	Strut	-	25
6658 8 300	Strut	90°	25
6658 8 300	Strut	90°	25



Hot Dip Galvanized, Stainless Steel, and Electrical Option available on request.  
 With connection nut M8/M10, M10/M12 available on request.  
 With M6 Side Nuts available on request.

# BIS Strut Connector-3



## FEATURES & BENEFITS

To make fabrication with Strut Rail

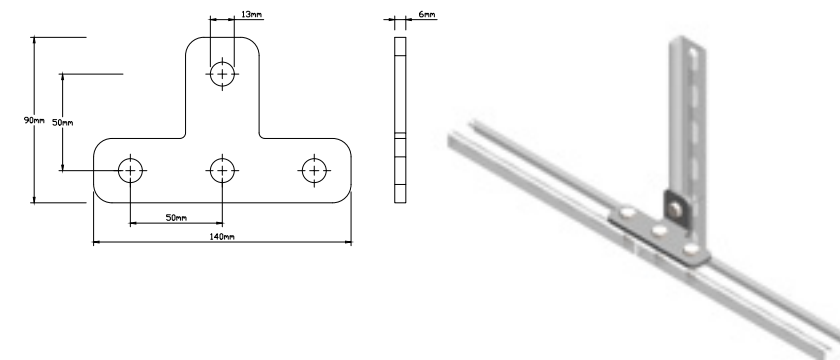
Material: steel 1.0332

Easy fitting due to rounded edges

Hot dip galvanized




Part No.	For Rail (°)	a	Pack 1
6658 8 300	Strut	-	25
6658 8 300	Strut	90°	25
6658 8 300	Strut	90°	25



Hot Dip Galvanized, Stainless Steel, and Electrical Option available on request.  
 With connection nut M8/M10, M10/M12 available on request.  
 With M6 Side Nuts available on request.

# BIS Strut Connector-2



## FEATURES & BENEFITS

To make fabrication with Strut Rail

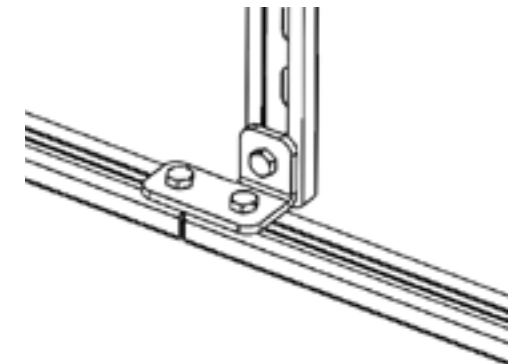
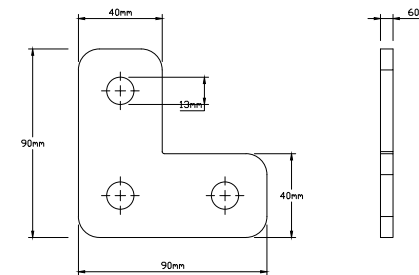
Hot Dip Galvanized

Easy fitting due to rounded edges

Material: steel 1.0332




Part No.	For Rail (°)	a	Pack 1
6658 8 350	Strut	-	25
6658 8 351	Strut	90°	25
6658 8 352	Strut	90°	25



Hot Dip Galvanized, Stainless Steel, and Electrical Option available on request.  
With connection nut M8/M10, M10/M12 available on request.  
With M6 Side Nuts available on request.

# BIS Strut Connector-3



## FEATURES & BENEFITS

To make fabrication with Strut Rail

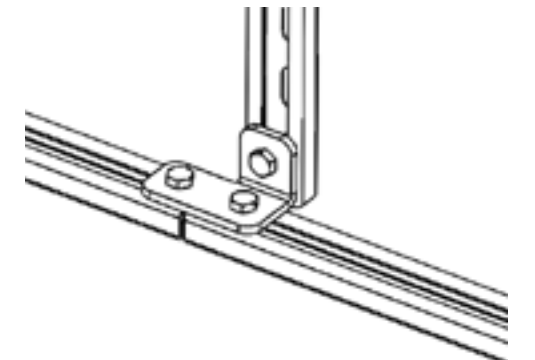
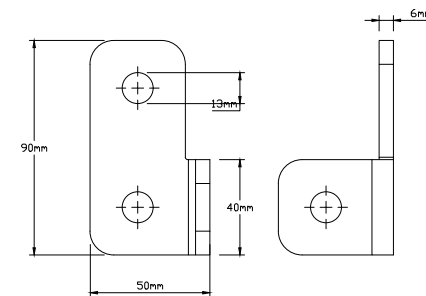
Hot Dip Galvanized

Easy fitting due to rounded edges

Material: steel 1.0332



Part No.	For Rail (°)	a	Pack 1
6658 8 350	Strut	-	25
6658 8 351	Strut	90°	25
6658 8 352	Strut	90°	25



Hot Dip Galvanized, Stainless Steel, and Electrical Option available on request.  
With connection nut M8/M10, M10/M12 available on request.  
With M6 Side Nuts available on request.

# BIS Strut Connector-4



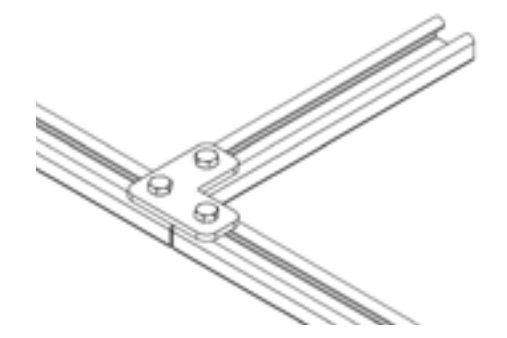
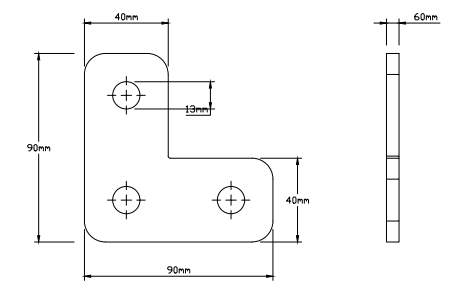
## FEATURES & BENEFITS

To make fabrication with Strut Rail  
 Easy fitting due to rounded edges  
 Material: steel 1.0332

Hot Dip Galvanized




Part No.	For Rail a (°)	Pack 1
6658 8 350	Strut -	25
6658 8 351	Strut 90°	25
6658 8 352	Strut 90°	25



Hot Dip Galvanized, Stainless Steel, and Electrical Option available on request.  
 With connection nut M8/M10, M10/M12 available on request.  
 With M6 Side Nuts available on request.

# BIS Strut Connector 120



## FEATURES & BENEFITS

To make fabrication with Strut Rail

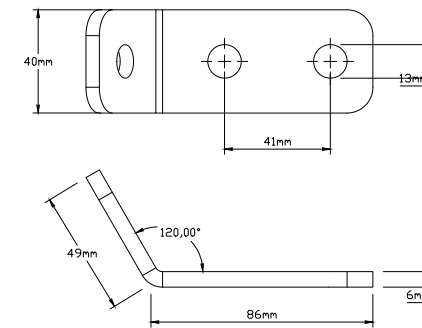
Material: steel 1.0332

Easy fitting due to rounded edges

Hot Dip Galvanized




Part No.	For Rail (°)	a	Pack 1
6658 1235	Strut	150°	25
6658 1235	Strut	135°	25
6658 1242	Strut	120°	25
6658 1256	Strut	135°	25



Hot Dip Galvanized, Stainless Steel, and Electrical Option available on request.  
 With connection nut M8/M10, M10/M12 available on request.  
 With M6 Side Nuts available on request.

# BIS Strut Connector 135



## FEATURES & BENEFITS

To make fabrication with Strut Rail

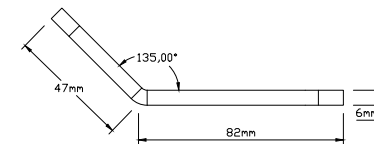
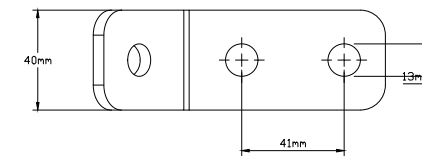
Material: steel 1.0332

Easy fitting due to rounded edges

Hot Dip Galvanized




Part No.	For Rail (°)	a	Pack 1
6658 1235	Strut 150°		25
6658 1235	Strut 135°		25
6658 1242	Strut 120°		25
6658 1256	Strut 135°		25



Hot Dip Galvanized, Stainless Steel, and Electrical Option available on request.  
 With connection nut M8/M10, M10/M12 available on request.  
 With M6 Side Nuts available on request.

# BIS Strut Connector 150



## FEATURES & BENEFITS

To make fabrication with Strut Rail

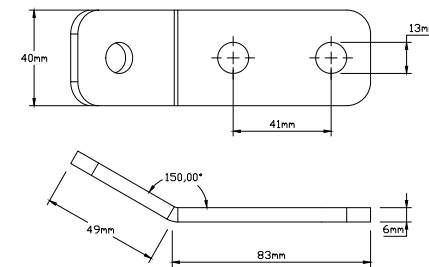
Material: steel 1.0332

Easy fitting due to rounded edges

Hot Dip Galvanized




Part No.	For Rail (°)	a	Pack 1
6658 1235	Strut 150°		25
6658 1235	Strut 135°		25
6658 1242	Strut 120°		25
6658 1256	Strut 135°		25



Hot Dip Galvanized, Stainless Steel, and Electrical Option available on request.  
 With connection nut M8/M10, M10/M12 available on request.  
 With M6 Side Nuts available on request.

# BIS Strut Connector 30



## FEATURES & BENEFITS

To make fabrication with Strut Rail

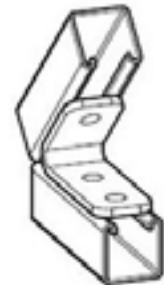
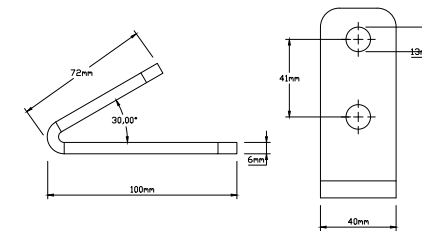
Material: steel 1.0332

Easy fitting due to rounded edges

Hot Dip Galvanized



Part No.	For Rail a (°)	Pack 1
6658 1263	Strut 30°	25
6658 1270	Strut 45°	25
6658 1277	Strut 60°	25



Hot Dip Galvanized, Stainless Steel, and Electrical Option available on request.  
 With connection nut M8/M10, M10/M12 available on request.  
 With M6 Side Nuts available on request.

# BIS Strut Connector 45



## FEATURES & BENEFITS

To make fabrication with Strut Rail

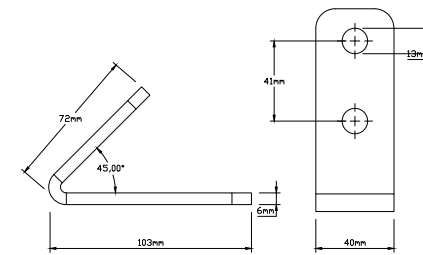
Material: steel 1.0332

Easy fitting due to rounded edges

Hot Dip Galvanized




Part No.	For Rail a (°)	Pack 1
66581263	Strut 30°	25
66581270	Strut 45°	25
66581277	Strut 60°	25



Hot Dip Galvanized, Stainless Steel, and Electrical Option available on request.  
 With connection nut M8/M10, M10/M12 available on request.  
 With M6 Side Nuts available on request.

# BIS Strut Connector 60



## FEATURES & BENEFITS

To make fabrication with Strut Rail

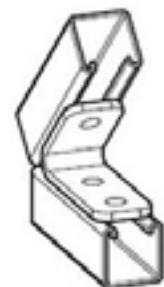
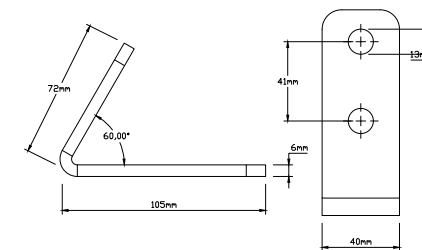
Material: steel 1.0332

Easy fitting due to rounded edges

Hot Dip Galvanized

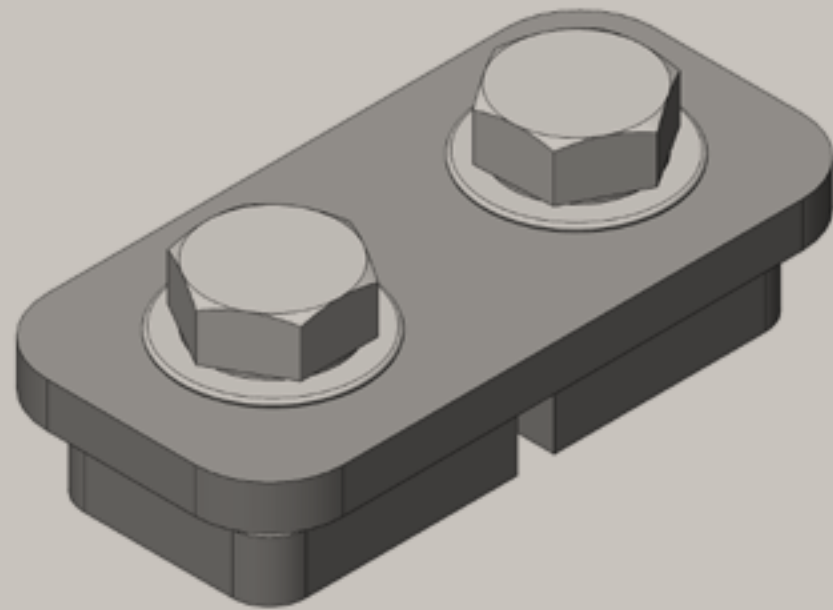


Part No.	For Rail	a	Pack 1
	(°)		
6658 1263	Strut	30°	25
6658 1270	Strut	45°	25
6658 1277	Strut	60°	25



Hot Dip Galvanized, Stainless Steel, and Electrical Option available on request.  
 With connection nut M8/M10, M10/M12 available on request.  
 With M6 Side Nuts available on request.

# BIS RapidStrut Rail G2 Connectors 90 (BUP1000)

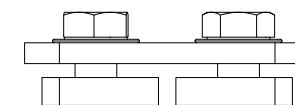
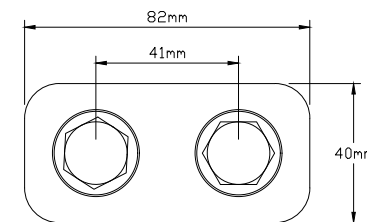


## FEATURES & BENEFITS

Pre-assembled BIS Rapid Strut Slide nut(s) To make fabrication with Strut Rail	Optimized for easy installation with electrical tools
Pre-assembled for a quick fixing, and retains assembly in place before final tightening	Material: metal parts made of steel 1.0332; spring(s) made of POM
'Direct Twist' tech. easy & secure installation	(polyoxymethylene), green
Visual guide to check position of the 1 nut stands min. 1,000 hours salt spray test (max.	Product is part of the BIS Ultra Protect 1000 system
5% red rust) according to ISO 9227	Suitable for in- & outdoor applications

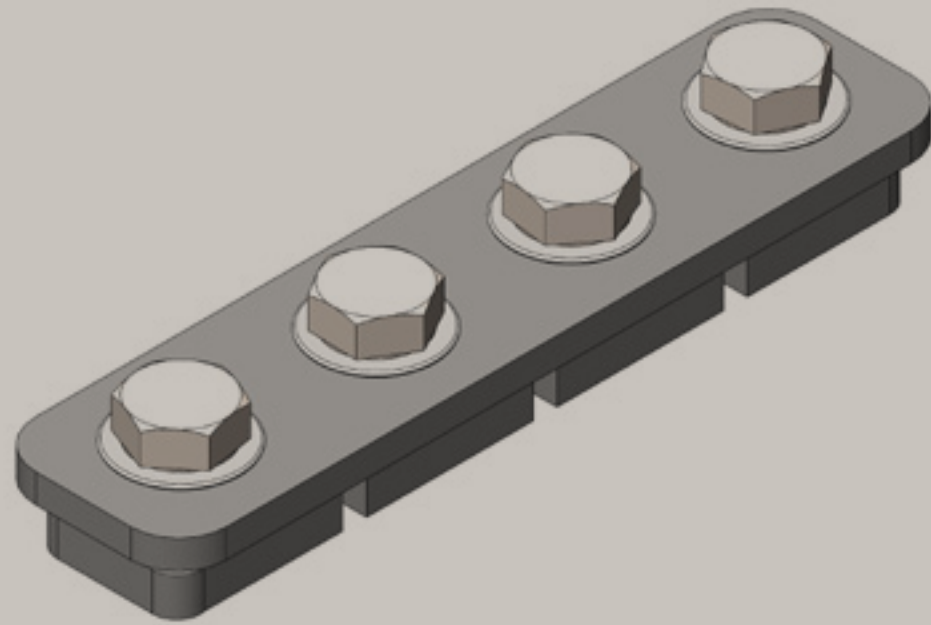
 **HARMONY**  
SUPPLIER

Part No.	Type	L	For Rail (Nm)	T(max)	Pack 1
6658 8 5184	2 x M10	82 mm	Strut	15	50
6658 8 5186	4 x M10	164 mm	Strut	15	25



Hot Dip Galvanized, Stainless Steel, and Electrical Option  
available on request.  
With connection nut M8/M10, M10/M12 available on request.  
With M6 Side Nuts available on request.

# BIS RapidStrut Rail G2 Connectors 90 (BUP1000)

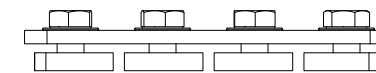
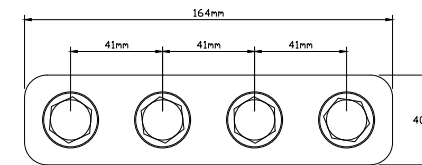


## FEATURES & BENEFITS

Pre-assembled BIS Rapid Strut Slide nut(s) To make fabrication with Strut Rail	Optimized for easy installation with electrical tools
Pre-assembled for a quick fixing, and retains assembly in place before final tightening	Material: metal parts made of steel 1.0332; spring(s) made of POM
'Direct Twist' tech. easy & secure installation	(polyoxymethylene), green
Visual guide to check position of the 1 nut stands min. 1,000 hours salt spray test (max.	Product is part of the BIS Ultra Protect 1000 system
5% red rust) according to ISO 9227	Suitable for in- & outdoor applications

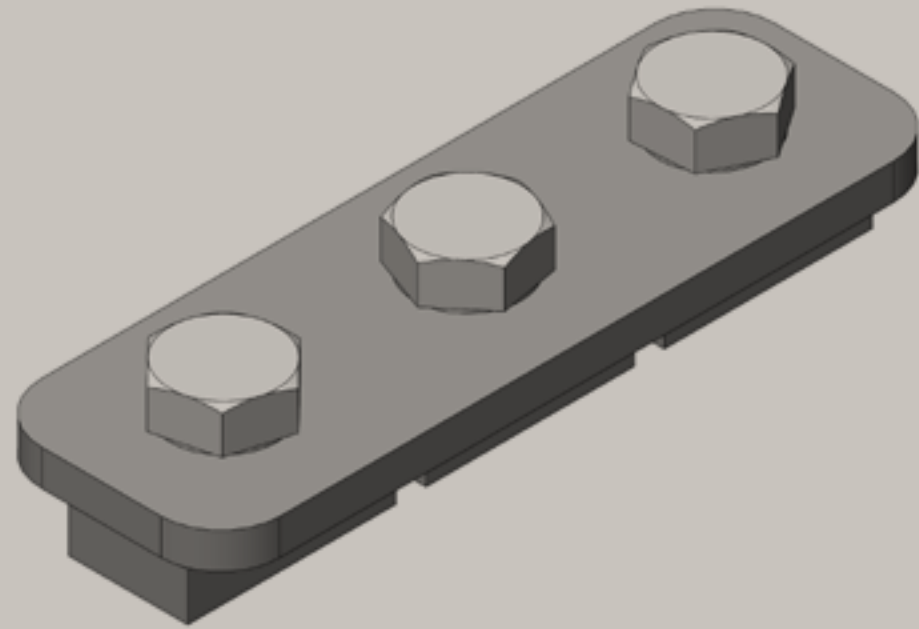
 **HARMONY**  
SUPPLIER

Part No.	Type	L	For Rail	T(max) (Nm)	Pack 1
6658 8 5184	2 x M10	82 mm	Strut	15	50
6658 8 5186	4 x M10	164 mm	Strut	15	25



Hot Dip Galvanized, Stainless Steel, and Electrical Option  
available on request.  
With connection nut M8/M10, M10/M12 available on request.  
With M6 Side Nuts available on request.

# BIS RapidStrut Rail



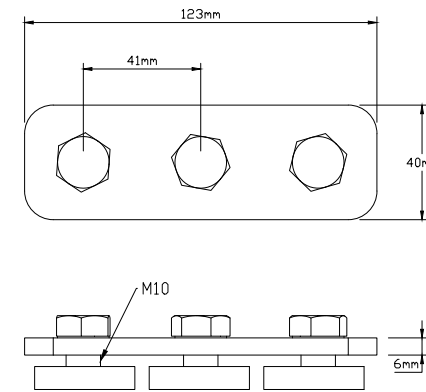
## FEATURES & BENEFITS

Connector with pre-assembled BIS Rapid Strut Slide nut(s)  
To make fabrication with Strut Rail Ready-to-use pre-assembled for a quick fixing, and retains assembly in place before final tightening

Material: metal parts made of steel 1.0332; spring(s) made of POM (polyoxymethylene), green  
Zinc plated




Part No.	Type	L	For Rail (Nm)	T(max)	Pack 1
6658 7185	3 x M10	123 mm	Strut	15	25



Hot Dip Galvanized, Stainless Steel, and Electrical Option available on request.  
With connection nut M8/M10, M10/M12 available on request.  
With M6 Side Nuts available on request.

# BIS Rectangular Connectors



## FEATURES & BENEFITS

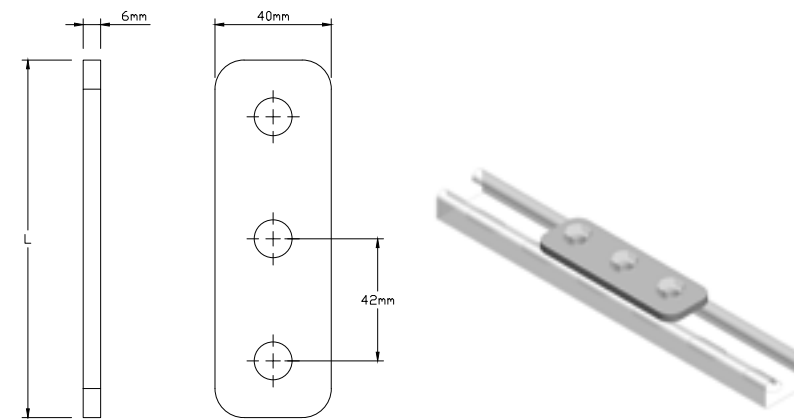
Flat Connector

Hot Dip Galvanized

To make fabrication with Strut Rail


Material: Steel 1.0332

Part No.	L	For Rail (Nm)	T(max)	Pack 1.
6658 0 312	123 mm	Strut	15	50
6658 0 412	123 mm	Strut	15	50



Hot Dip Galvanized, Stainless Steel, and Electrical Option available on request.  
 With connection nut M8/M10, M10/M12 available on request.  
 With M6 Side Nuts available on request.

# BIS RapidStrut Rail Connectors-U-Shaped



## FEATURES & BENEFITS

Material: metal parts made of steel 1.0332;  
spring(s) made of POM (polyoxymethylene),  
green

Part of the BIS Ultra Protect 1000 system

Suitable for in- & outdoor applications

Stands min. 1,000 hours salt spray test

(max. 5% red rust) according to ISO 9227

Connector with pre-assembled BIS  
Rapid Strut Slide nut(s)

To make fabrication with Strut Rail

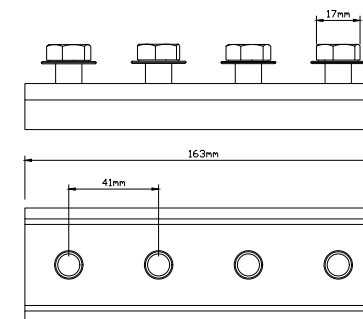
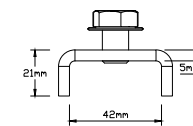
Ready-to-use pre-assembled for a

quick fixing, and retains assembly in

place before final tightening


 **HARMONY**  
SUPPLIER

Part No.	For Rail	T(max) (Nm)	Pack 1
6658 8 54121	Strut	15	20



Hot Dip Galvanized, Stainless Steel, and Electrical Option available on request.  
With connection nut M8/M10, M10/M12 available on request.  
With M6 Side Nuts available on request.

# BIS RapidStrut Rail T Connector G2(BUP1000)



## FEATURES & BENEFITS

Pre-assembled BIS Rapid Strut Slide nut(s)

To make fabrication with Strut Rail

Pre-assembled for a quick fixing, & retains assembly in place before final tightening

'Direct Twist' tech for easy & secure instal.

Visual guide to check position of the slide nut

Easy installation with electrical tools

Material: metal parts made of steel 1.0332;

spring(s) POM (polyoxymethylene), green

Part of the BIS Ultra Protect 1000 system

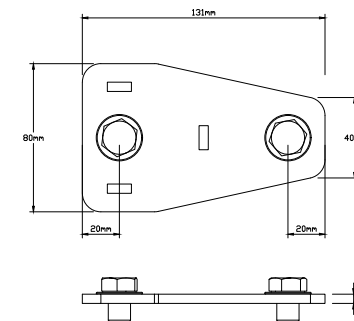
suitable for in- & outdoor applications

stands min. 1,000 hours salt spray test

(max. 5% red rust) according to ISO 9227

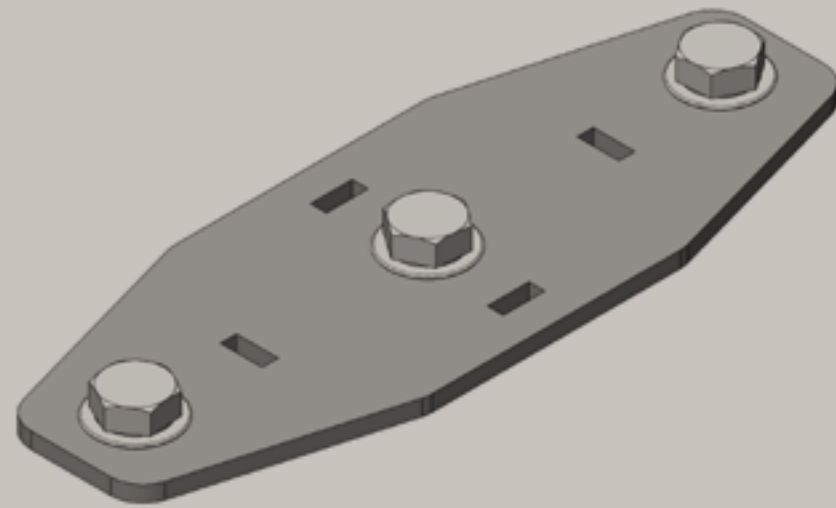
 **HARMONY**  
SUPPLIER

Part No.	TYPE	For Rail (mm)	T(max.)	Pack 1.
6658 8 5213	T	Strut	15	20
6658 8 5223	X	Strut	15	15



Hot Dip Galvanized, Stainless Steel, and Electrical Option available on request.  
With connection nut M8/M10, M10/M12 available on request.  
With M6 Side Nuts available on request.

# BIS RapidStrut Rail X Connector G2(BUP1000)



## FEATURES & BENEFITS

Pre-assembled BIS Rapid Strut Slide nut(s)

To make fabrication with Strut Rail

Pre-assembled for a quick fixing, & retains assembly in place before final tightening

'Direct Twist' tech for easy & secure instal.

Visual guide to check position of the slide nut

Easy installation with electrical tools

Material: metal parts made of steel 1.0332;

spring(s) POM (polyoxymethylene), green

Part of the BIS Ultra Protect 1000 system

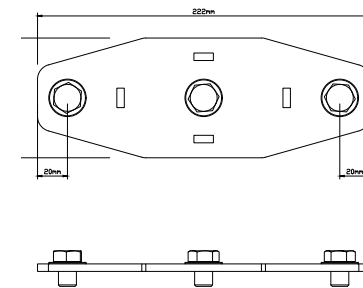
suitable for in- & outdoor applications

stands min. 1,000 hours salt spray test

(max. 5% red rust) according to ISO 9227


 **HARMONY**  
SUPPLIER

Part No.	TYPE	For Rail (mm)	T(max.)	Pack 1.
6658 8 5213	T	Strut	15	20
6658 8 5223	X	Strut	15	15



Hot Dip Galvanized, Stainless Steel, and Electrical Option available on request.  
With connection nut M8/M10, M10/M12 available on request.  
With M6 Side Nuts available on request.

# BIS Strut T Connector



## FEATURES & BENEFITS

To make fabrication with Strut Rail


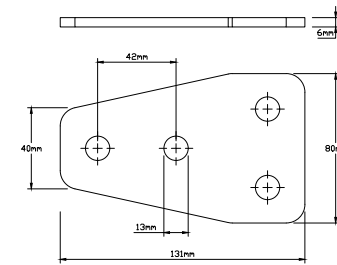
Material: steel 1.0332

Easy fitting due to rounded edges

Hot dip galvanized




Part No.	TYPE	For Rail (mm)	T(max.)	Pack 1.
6658 8 5213	T	Strut	15	25
6658 8 5223	X	Strut	15	15



Hot Dip Galvanized, Stainless Steel, and Electrical Option available on request.  
With connection nut M8/M10, M10/M12 available on request.  
With M6 Side Nuts available on request.

# BIS Strut X Connector



## FEATURES & BENEFITS

To make fabrication with Strut Rail


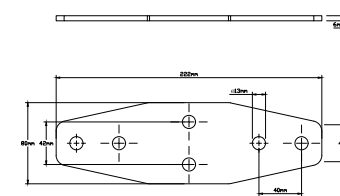
Material: steel 1.0332

Easy fitting due to rounded edges

Hot dip galvanized




Part No.	TYPE	For Rail (mm)	T(max.)	Pack 1.
6658 8 5213	T	Strut	15	25
6658 8 5223	X	Strut	15	15



Hot Dip Galvanized, Stainless Steel, and Electrical Option available on request.  
 With connection nut M8/M10, M10/M12 available on request.  
 With M6 Side Nuts available on request.

# BIS Strut T Connector 135



## FEATURES & BENEFITS

To make fabrication with Strut Rail

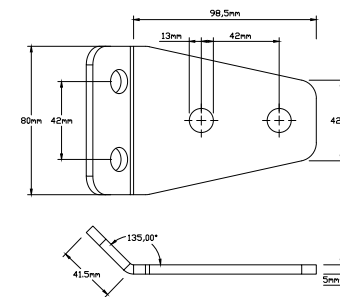
Material: steel 1.0332

Easy fitting due to rounded edges

Hot dip galvanized




Part No.	For Rail	a (°)	Pack 1
6658 1311	Strut	135°	25
6658 1321	Strut	90°	25



Hot Dip Galvanized, Stainless Steel, and Electrical Option available on request.  
 With connection nut M8/M10, M10/M12 available on request.  
 With M6 Side Nuts available on request.

# BIS Strut T Connector 90



## FEATURES & BENEFITS

To make fabrication with Strut Rail

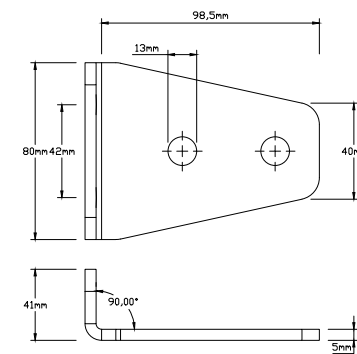
Material: steel 1.0332

Easy fitting due to rounded edges

Hot dip galvanized

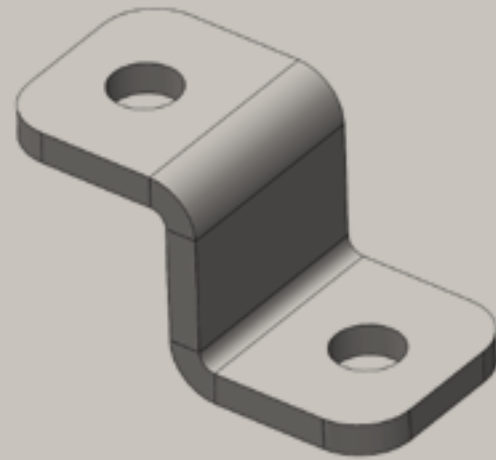


Part No.	For Rail	a (°)	Pack 1
6658 1311	Strut	135°	25
6658 1321	Strut	90°	25



Hot Dip Galvanized, Stainless Steel, and Electrical Option available on request.  
 With connection nut M8/M10, M10/M12 available on request.  
 With M6 Side Nuts available on request.

# BIS Strut Z Connector



## FEATURES & BENEFITS

To make fabrication with Strut Rail

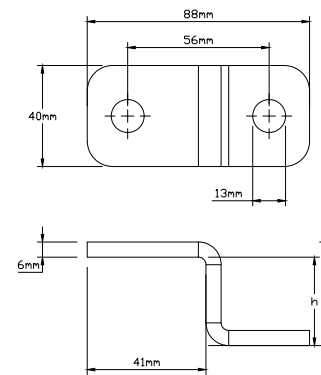
Material: steel 1.0332

Easy fitting due to rounded edges

Hot dip galvanized




Part No.	H (mm)	h (mm)	For Rail	Pack 1
6658 1502	27,5	21,5	Strut 41x21	50
6658 1504	47,0	41,0	Strut 41x41 + Strut 41x21D	50
6658 1506	68,0	62,0	Strut 41x62	25
6658 1508	89,0	83,0	Strut 41x82 + Strut 41x41D	25



Hot Dip Galvanized, Stainless Steel, and Electrical Option available on request.  
 With connection nut M8/M10, M10/M12 available on request.  
 With M6 Side Nuts available on request.

# OUR PRODUCTION ARM


---



**Leading**  
Manufacturer And  
Fabricator



**Region**  
Exposure



**100%**  
Raw Material

# 0.5

---

Harmony Manufacturing is a leading manufacturer and fabricator of light steel construction products in the region, servicing the construction sector.

Products of Harmony Manufacturing are manufactured from quality raw material according to the relevant international standards to meet all kinds of construction projects requirements.



# Health And Safty

---

The Factory Management regard the health and safety of the employees, clients and all others that may be affected by their operations to be of a major importance.

In support of this, the management promotes health and safety throughout the factory's operations and endeavor to engender a positive attitude in all employees towards the prevention of accidents and maintenance of healthy working arrangements.



The Factory satisfies the requirements of the Health, Safety and related legislation by setting out the responsibilities of all levels of staff and the arrangements for carrying out those responsibilities and in particular do what is reasonably practicable to:

1. Maintains safe & healthy working conditions.
2. Ensures that all facilities and equipment are safe and properly maintained.
3. Provides products that can be applied and used safely and without risk to health.
4. Provides and maintain working procedures, that are safe and without risk to health, throughout the its operations in respect of: The use, handling, storage, transports and disposal of materials and substances, The use of factory equipment , Potential emergency situations, including first aid & fire and escape of substances.
5. Ensure the competence of employees by keeping trained and up tp date with the latest in the industry both technically and in terms of safety.

# Social Responsibility

---

Being socially responsible is a part of who we are and how we do our business. We aim to provide useful products and services, to provide jobs and development opportunities for our communities, and satisfaction through meaningful work.

We make a difference by acting on the values and principles of our societies and we inspire others to do at Harmony, we anticipate and reduce threats caused by environmental changes or natural disasters, and we are well adapted to significant social changes. We contribute to a more sustainable society by means of value and support to our consumers & our supply chains.



**WE ARE KEEN TO IDENTIFY WAYS THEY CAN IMPROVE OUR IMPACTS ON THE PEOPLE AND PLACES WE WORK.**

- Organizational governance: We promote accountability and transparency at all levels.
- Human care: We treat individuals with respect; and make efforts to help members of vulnerable groups.
- Labor practices: We provide just, safe and favorable conditions to workers
- Environment: At Harmony, we identify and improve environmental impacts of our operations, including the resource use of natural resources and waste disposal.

At Harmony, we are committed to continuous improvement ongoing learning, process review and innovative thinking that foster new initiatives; and better practices.

Our environmental programs evolve to meet today's changing needs while protecting resources for future generations.

## CONTACT INFORMATION

[www.harmony-egy.com](http://www.harmony-egy.com)  
[info@harmony-egy.com](mailto:info@harmony-egy.com)

Plot 230, Third Industrial Zone, 6th of October, Giza, Egypt  
المنطقة الصناعية الثالثة، القطعة ٢٣٠، مدينة 6 أكتوبر، الجيزة، مصر

+2 0111 521 3111  
+2 0121 0 11 2633